

Welcome

Welcome to the 66th Annual NMRA Convention, **Gateway 2001**. The following is a short guide to help you enjoy the convention and participate in the numerous activities planned for this week.

Facilities

All convention activities other than outside tours will be held at the Millennium Hotel except for the National Train Show® and the Banquet. A Facilities Map is included on the last page of this program.

Orientation

A special **Get Acquainted Reception** will be held in the Jefferson Room at 7:00 pm on Sunday evening. Co-hosted by the Gateway Division and the NMRA, this will be an opportunity to hear the Convention Committee discuss the week's plans and give you special hints and tips to help make your stay in St. Louis more enjoyable. Get your questions answered and meet convention and NMRA staff.

Master Schedule

So many clinics, layout tours, prototype tours, general tours, and other activities go on at the same time that there is no way you can attend everything. To help you choose, a **Master Schedule** for the entire week starts on page 101 of this Timetable. This **Master Schedule** lists all clinics and tours plus additional activities.



One hundred and fifty years ago, on July 4, 1851, ground breaking, just west of the Millennium Hotel, for the Pacific Railroad marked the beginning of the Missouri Pacific Lines, the first railroad in St. Louis and one of the first west of the Mississippi River.

On the cover – vintage St. Louis postcards used with permission from the collection of the Landmarks Association of St. Louis. The scenes, top to bottom, are Eads Bridge, St. Louis Union Station, the Old Courthouse, and the Riverfront. Cover design by Richard Schumacher and Denise Buchholtz.

Welcome	1
Facilities	1
Orientation.....	1
Master Schedule.....	1
Welcome from the Convention General Chairman and the Co-Chairmen.....	5
Welcome from the NMRA President.....	6
Welcome from the Governor	6
Welcome from the Mayor.....	7
Welcome from the County Executive	7
Convention Host Committee	8
NMRA Officers	9
Past and Future NMRA Conventions.....	9
General Information.....	11
Convention Staff	11
Convention Volunteers.....	11
Convention Badges and Security	11
Convention Hotel	11
Facilities	11
Smoking Policy	11
Age Limits	12
Registration Desk and Information Area	12
One-Day Registrations.....	12
Shuttle Service.....	12
Tour Desk	13
St. Louis Area Weather	13
Schedule Changes and Daily Updates.....	13
Message Board	13
Lost and Found.....	13
General Tour Information	13
Tour Refund and Exchange Policy.....	14
Company Store	15
Convention Cars	15
Convention Tote Bags.....	15
Wrap and Ship Services.....	15
Door Prizes	16
MetroLink.....	17
Banquets and Luncheons.....	17
Non-Rail Luncheon	17
NMRA Banquet at Union Station	17
Activities	18
National Train Show®	18
2001 Junior College.....	19
Special Interest Groups.....	19
Layout Design Special Interest Group and Operations Special Interest Group	20
The Railroad Prototype Modelers	20
Golf Tournament	20

Special Meetings.....	21
Auctions.....	23
Seller Entry	23
Bidding Procedures – Silent.....	23
Bidding Procedures – Live	23
Buyers Pickup	23
Sellers Settlement	24
Seller Tips	24
Contests	25
Schedule.....	25
Model Contest Categories	25
Model Contest Judging.....	26
Popular Vote Contests	27
Module Contest	27
Photo Contests	27
Pass Contest	28
Locomotive Performance Contest.....	28
Switching Contest	28
Arts & Crafts Contests	28
Contest Rules	29
Rail Clinics.....	31
Clinic Descriptions	31
Clinics Listed by Title	50
Clinics Listed by Subject.....	53
Non-Rail and Family Clinics.....	57
Layout Tours.....	60
Bus Loading Instructions	60
Layout Tour Etiquette.....	60
Tour Listings	61
Layout Descriptions	64
Prototype and Industrial Tours	89
Bus Loading Instructions	89
Prototype Tour Etiquette.....	90
General Railroad/Industrial Tour Dress Code	90
Tour Descriptions	90
General and Family Tours.....	95
Bus Loading Instructions	95
Tour Descriptions	95
Master Schedule	101
Sunday, July 8	101
Monday, July 9.....	102
Monday, July 9, 12:30 pm.....	103
Monday, July 9, 5:00 pm.....	104
Tuesday, July 10	105
Tuesday, July 10, 12:30 pm.....	106
Tuesday, July 10, 5:00 pm.....	107
Wednesday, July 11.....	108

Wednesday, July 10, 12:30 pm	109
Wednesday, July 11, 5:00 pm	110
Thursday, July 12.....	111
Thursday, July 12, 12:30 pm	112
Thursday, July 12, 5:00 pm.....	113
Friday, July 13	114
Friday, July 13, 12:30 pm	115
Friday, July 13, 5:00 pm	116
Saturday, July 14.....	117
Sunday, July 15	117
Index.....	119
Index of Advertisers.....	124
Millennium Hotel Convention Area Floor Plan.....	126

Welcome from the Convention General Chairman and the Co-Chairmen



On behalf of the Gateway 2001 Convention Committee and the host of the 66th National Model Railroad Association Convention, the Gateway Division, we welcome you to St. Louis.

The Gateway Division last hosted a convention in 1970. We have wanted to host another for some time. This

convention is the culmination of the desire of the modelers in St. Louis to show our midwestern hospitality and model railroading.

There is a saying that St. Louis is so wonderful that they built an entire country around us. We would like to take this opportunity to prove that to each of you. Please join in all of the activities that you can. We have attempted to provide so much that you will not be able to do it all. Take a look at this timetable and plan your week to take in as many activities as time and energy will allow.

Special Interests Groups will offer camaraderie and good discussion in their special interests. We are especially proud to show that a national convention can be a family convention. We will have a non-rail luncheon and special family clinics. The St. Louis Science Center will bring a miniature planetarium, demonstrations, and the Earth Balloon.

And remember the National Train Show®. Hundreds of vendors will be ready to show the latest hobby items to you. The train show will encompass over 180,000 square feet of space. If you cannot find what you want here, we do not think you will find what you want anywhere.

Our banquet will take place in historic St. Louis Union Station's Grand Hall. Enjoy a fine meal, talk with friends, and recognize those who have benefited our hobby and our organization. This will be the crowning event of the week.

Finally, we would like to thank our committee. All members have helped tremendously and we cannot thank them enough. They have struggled and worked long hard hours to bring the convention about. The success and fun you are having at this convention is their doing.

Robert J. Amsler, Jr.
Convention General Chairman

John Hardy
Randy Meyer
Convention Co-Chairmen

Welcome from the NMRA President



THE
NATIONAL MODEL RAILROAD
ASSOCIATION, INC.

Allen Pollock, President • P.O. Box 245 • Jefferson City, MO 65102 • USA • Home: 573-636-9946 • Work: 573-635-6163 • E-mail: pres@hq.nmra.org

Dear NMRA Member,

Welcome to *Gateway 2001*, the National Model Railroad Association's annual convention. It is a special pleasure for me to welcome you to my home region and division, the Gateway Division of the Mid-Continent Region. We have great people, facilities, model railroads, prototype activities, and family attractions - a combination guaranteed to entice and delight modelers, railfans, family members, and train show attendees alike.

You have joined thousands of serious modelers in the largest active group supporting the hobby of scale model railroading. Throughout the week there are a wide variety of activities to enjoy featuring learning opportunities for both new and seasoned modelers. Other activities are designed to make your week in St. Louis a real treat for the entire family.

For those of you attending your first National convention, this is an opportunity to make new friends and learn much more about this wonderful hobby. For those of you coming back as a veteran, I would ask you to seek out our first-time attendees and make them welcome. Their presence is visible evidence of their desire to learn about the hobby and make lifelong friends. Your effort can make all the difference, as they are the future of our hobby.

Again, welcome to St. Louis. I hope you will enjoy all facets of the convention and find it to be a rewarding experience. It is certainly the highlight of the year for our Association.

Sincerely,

Allen Pollock
NMRA President

IN THE SERVICE OF MODEL RAILROADERS SINCE 1935

Welcome from the Governor



OFFICE OF THE GOVERNOR

STATE OF MISSOURI
JEFFERSON CITY
(573) 751-3222
www.gov.state.mo.us

BOB HOLDEN
GOVERNOR

ROOM 216
STATE CAPITOL
65101

July 8, 2001

Greetings:

On behalf of the State of Missouri, I extend greetings to those attending and participating in the 2001 Gateway NMRA National Convention. I am pleased to welcome the membership of the National Model Railroad Association to St. Louis, Missouri, on the occasion of the organization's 66th Annual Convention.

In Missouri, we have a long and proud railroad history. One hundred and fifty years ago, on July 4, 1851, the Pacific Railroad broke ground as one of the first railroads west of the Mississippi in downtown St. Louis. In fact, St. Louis is one of the largest rail centers in the world, with another large hub across the state in Kansas City.

Please accept my best wishes for a memorable time here. May you have an enjoyable stay in one of Missouri's finest cities.

Sincerely,

Governor Bob Holden

Welcome from the Mayor



OFFICE OF THE MAYOR
CITY OF ST. LOUIS
MISSOURI

FRANCIS G. SLAY
MAYOR

CITY HALL - ROOM 300
1200 MARKET STREET
SAINT LOUIS, MISSOURI 63103-2877
(314) 622-3201
FAX: (314) 622-4061

July 8, 2001

Gateway 2001, 66th Annual Convention


Welcome:

It is with pleasure that I welcome all the members of the National Model Railroad Association at the Gateway 2001, 66th Annual Convention held from July 8 through July 15, 2001, in St. Louis.

While you are here, I invite you to take advantage of touring our city. St. Louis is a city of unsurpassed beauty – a city of natural and man-made wonders, where you will find beautiful riverfront parks, sprawling neighborhoods of every ethnic culture and the Gateway Arch.

We are pleased that you have chosen St. Louis as the site of your event. I extend my warmest wishes for a truly successful meeting and thoroughly exciting visit to our city.

Sincerely,


Francis G. Slay
Mayor of the City of St. Louis

Welcome from the County Executive



OFFICE OF THE COUNTY EXECUTIVE
SAINT LOUIS COUNTY
41 SOUTH CENTRAL AVENUE
SAINT LOUIS, MISSOURI 63105

BUZZ WESTFALL
COUNTY EXECUTIVE

May 8, 2001

(314) 615-7016
TTY (314) 615-8411

Gateway 2001 NMRA National Convention
C/O Robert J. Amsler, Jr.
5630 Arendes Drive
St. Louis, MO 63116-3202

Dear Participants:

I am very happy to welcome you to the 66th Annual Gateway 2001 NMRA National Convention of the National Model Railroad Association. The metropolitan area is honored to be hosting this convention and I am proud to welcome you for this exciting event.

I have fond memories of the time I spent with my model train and often think about the various locomotives and cars that captivated my attention for hours. I applaud your efforts to set industry standards and help keep modeling such a fun and worthwhile hobby.

As St. Louis County Executive, I welcome all of you to the metropolitan area and wish you all the best for a successful convention.

Sincerely,


Buzz Westfall
County Executive

Convention Host Committee

General Chair	Robert Amsler
General Co-Chair	John Hardy
General Co-Chair	Randolph Meyer
Auctions	Dean Windsor
Audio-Visual	Rich Velten
Clinics	Brad Joseph
Company Store	Mike Barry
	Dave Bartz
Convention Support Services	Dick Wegner
	Vance Lischer
Convention Office	Mary Birdsell
Counsel	Robert Amsler
Door Prizes	John Hardy
	Juanita Hardy
Family Activities (Non-Rail)	Cheryl Meyer
	Corrine Thompson
Food Services	Juanita Hardy
Golf Tournament	John Kalin
Junior College Program	Mike Thomas
Information Systems	Richard Schumacher
	Bill Levin
Inside Activities, Facilities	Brad Joseph
Layout Tours	Hank Kraichely
	Dave Lyons
Manpower/Volunteers	Cheryl Meyer
	Corrine Thompson
Model Contests	Don Taschner
Post Convention Summary	Dave Lotz
Prototype/Industrial Tours	John Stroehrer
	John Nax
Publicity/Publications/Timetable/Train Show	Venita Lake
	Richard Schumacher
Registration	Jim Anderson
	Norma Anderson
	Ron Gawedinski
	Ty Treutelaar
SIGs and Other Groups	Richard Lake
	Brian Post
Transportation/Tour Desk	John Schindler
	John Stroehrer
Treasurer, Security	Ken Thompson
	Gary Gross
Webmaster	Richard Schumacher

Only the limits of space prevent us from listing the dozens of additional volunteers, including spouses (who are not model railroaders), who have helped make this Convention a success. Thanks to all!

NMRA Officers

President	Allen Pollock
Executive VP	John Roberts
Secretary	Robert Dye
Treasurer	C. Douglas Auburg

Past and Future NMRA Conventions

How many have you attended?

- | | |
|---|--|
| <input type="checkbox"/> 1935 Milwaukee | <input type="checkbox"/> 1969 Minneapolis |
| <input type="checkbox"/> 1936 Chicago | <input type="checkbox"/> 1970 St. Louis |
| <input type="checkbox"/> 1937 Detroit | <input type="checkbox"/> 1971 London |
| <input type="checkbox"/> 1938 Buffalo | <input type="checkbox"/> 1972 Seattle |
| <input type="checkbox"/> 1939 New York | <input type="checkbox"/> 1973 Atlanta |
| <input type="checkbox"/> 1940 Milwaukee | <input type="checkbox"/> 1974 San Diego |
| <input type="checkbox"/> 1941 Peoria | <input type="checkbox"/> 1975 Dayton |
| <input type="checkbox"/> 1942 Rochester | <input type="checkbox"/> 1976 Chicago |
| <input type="checkbox"/> 1943 Cincinnati | <input type="checkbox"/> 1977 Denver |
| <input type="checkbox"/> 1944 Pittsburgh | <input type="checkbox"/> 1978 Dearborn |
| <input type="checkbox"/> 1946 Detroit | <input type="checkbox"/> 1979 Calgary |
| <input type="checkbox"/> 1947 Oakland | <input type="checkbox"/> 1980 Orlando |
| <input type="checkbox"/> 1948 Atlanta | <input type="checkbox"/> 1981 San Mateo |
| <input type="checkbox"/> 1949 Denver | <input type="checkbox"/> 1982 Washington |
| <input type="checkbox"/> 1950 Milwaukee | <input type="checkbox"/> 1983 Winnipeg |
| <input type="checkbox"/> 1951 New York | <input type="checkbox"/> 1984 Kansas City |
| <input type="checkbox"/> 1952 Portland | <input type="checkbox"/> 1985 Milwaukee |
| <input type="checkbox"/> 1953 Toronto | <input type="checkbox"/> 1986 Boston |
| <input type="checkbox"/> 1954 Chicago | <input type="checkbox"/> 1987 Eugene |
| <input type="checkbox"/> 1955 Baltimore | <input type="checkbox"/> 1988 Birmingham |
| <input type="checkbox"/> 1956 St. Paul | <input type="checkbox"/> 1989 Houston |
| <input type="checkbox"/> 1957 Houston | <input type="checkbox"/> 1990 Pittsburgh |
| <input type="checkbox"/> 1958 Pittsburgh | <input type="checkbox"/> 1991 Denver |
| <input type="checkbox"/> 1959 San Diego | <input type="checkbox"/> 1992 Columbus |
| <input type="checkbox"/> 1960 Chicago | <input type="checkbox"/> 1993 Valley Forge |
| <input type="checkbox"/> 1961 Cleveland | <input type="checkbox"/> 1994 Portland |
| <input type="checkbox"/> 1962 Montreal | <input type="checkbox"/> 1995 Atlanta |
| <input type="checkbox"/> 1963 Indianapolis | <input type="checkbox"/> 1996 Long Beach |
| <input type="checkbox"/> 1964 Philadelphia | <input type="checkbox"/> 1997 Madison |
| <input type="checkbox"/> 1965 Vancouver | <input type="checkbox"/> 1998 Kansas City |
| <input type="checkbox"/> 1966 Cincinnati | <input type="checkbox"/> 1999 St. Paul |
| <input type="checkbox"/> 1967 Miami Beach | <input type="checkbox"/> 2000 San Jose |
| <input type="checkbox"/> 1968 San Francisco | <input type="checkbox"/> 2001 St. Louis |

Start making plans now for:

2002 Ft. Lauderdale (July 15-22)

www.tracksinthesand.org

2003 Toronto (July 13 - 19)

www.ml2003.com

2004 Seattle (July 4 - 11)

www.nmra2004.org

2005 Cincinnati (July 3 - 11)

FT. Lauderdale
July 15-22
2002

The Site of the NMRA
National Convention
And
Train Show



The Ten Top Reasons to Register
for Ft. Lauderdale!

1. Over 100 Model Railroad Layouts on Tour
2. Convention Center Site of All Activities
3. Over 100 Top Model Railroad Clinicians
4. Hotels within walking distance of Convention Center
5. 150,000 square feet of Train Show
6. Low Hotel Rates
7. Low Airfares
8. Top Notch Spouse Program
9. Everything Air-Conditioned
10. The Ocean, The Air, The Sun and Fun!

GREATER **THAN EVER**
FT. LAUDERDALE



For Registration Information

visit our Web Site at

www.tracksinthesand.org

Or Contact the Registrar
Mark "Fuzzy" Shafer
7033 Hall Blvd.
Loxahatchee, FL 33470

General Information

Convention Staff

Convention staff will be wearing red polo shirts with the convention logo. Volunteers will be wearing stone (*i.e.*, tan) T-shirts with the convention logo. If you have a question, look for a committee member or volunteer and we will do our best to help you or steer you toward someone who can answer your question. Please remember that volunteers may not be familiar with all aspects of the convention. However, without their efforts, this convention would not be possible. Give them your thanks when you have a chance.

Convention Volunteers

Without the support of hundreds of volunteers, a convention like this would be impossible. Thank you all! Volunteers are always needed during the convention. If you would like to volunteer, please check in at the Information Desk.

Convention Badges and Security

Every convention registrant will receive a badge. Your badge must be worn to attend any convention activity including clinics, tours, the contest room, etc. Lost badges must be replaced by the purchase of a new one. A special thank you to **Digitrax** for providing the badge holders and lanyards.

Convention Hotel

Millennium Hotel St. Louis
200 South 4th Street
St. Louis, Missouri 63102-1896
Phone: 314-241-9500
Fax: 314-241-9977

Facilities

All convention activities except the NMRA Banquet and the National Train Show® will be held in the Millennium Hotel (formerly the Regal Riverfront Hotel). The NMRA Banquet will be held at the Grand Hall of the Hyatt Hotel in Union Station. The National Train Show® will be held at the America's Center in the TWA Dome.

Food service will be located in the Tour Departure area for your convenience.

A map of the general layout of the hotel convention floor is included on the last page of this Timetable.

Smoking Policy

Smoking is prohibited in all public areas of the hotel, all restaurants and bars, taxicabs and buses, and the Convention Center. If you plan to smoke while

attending the convention, you must go outside, preferably beyond the front doors of the hotel. Please refrain from smoking while in private homes during layout tours and while on tour buses.

Age Limits

Except for the **Junior College Program**, children ages 12 and under must be accompanied by a parent or guardian at all times during all convention activities. Any child on a tour will be charged full fare. Teens (ages 13 to 17) can participate in convention activities without adult supervision provided they have written parental permission, which should be submitted when name badges are picked up. Teen badges will be marked to designate those with permission letters.

Registration Desk and Information Area

The Registration and Information Desks are located on the lower level in the central assembly area.

Hours:

Saturday, July 7 3:00 to 8:00 pm
(Preregistration packets only)

Sunday, July 8 noon to 9:00 pm

Monday, July 9 7:00 am to 7:00 pm

Tuesday through Thursday, 8:00 am to 5:00 pm

Friday, July 13 8:00 am to 2:00 pm

Saturday, July 14 8:00 am to noon

One-Day Registrations

One-day registration badges may only be purchased on the day for which they are valid and not in advance. One-day badges will be marked with the date they are valid. No discounts are available for half day or hourly rates.

Shuttle Service

(Expected shuttle continuous service frequency is 20 minutes or less.)

Sunday, July 8 noon to 8:00 pm

Monday through Friday, 6:30 am to 10:30 pm

Saturday, July 14 6:30 am to 11:30 pm

Sunday, July 15 none

Special Hotel to Show Shuttle Friday, July 13
9:15 am to 3:15 pm

Inter-hotel shuttle service will be provided between the Millennium Hotel (the convention hotel), the Adam's Mark, Holiday Inn Select, the Marriott Pavilion, Raddison Downtown, and the MetroLink stop at 6th and Washington. The service loop will be expanded to include the Train Show at the Convention Center on Friday, Saturday, and Sunday.

Evening tours will drop off at all convention hotels.

Tour Desk

Ask questions about tours and purchase tickets.

Hours:

Sunday, noon to 7:00 pm

Monday through Friday, 6:30 am to 7:00 pm

Saturday, 7:30 am to 10:00 am

St. Louis Area Weather

Last year the San Jose Convention Committee gave attendees a summary of their area's wide-ranging temperatures and quoted Mark Twain as saying, "The coldest summer I ever spent was one August in San Francisco." Well, Twain grew up just north of St. Louis and spent some time on the Mississippi before cutting out to California, New York and a lot of places in between. He would predict that it will be hot and probably humid. These days we can promise that most inside activities will be air-conditioned, and indoor temperatures may vary from temperate to down-right chilly.

Schedule Changes and Daily Updates

Activity cancellations and changes can and will occur due to circumstances beyond the control of the Convention Committee. New opportunities may also be added. Watch for schedule changes, additions, and other important announcements in the **Convention Daily Updates** posted on the Information Kiosk adjacent to the Registration Desk and in other convenient locations. Changes in clinic schedules will also be posted directly adjacent to the clinic rooms.

Message Board

A message board is located near the Registration Desk. It can be used to request or offer rides for self-guided layout tours, leave messages for other registrants, etc. The Convention Committee reserves the right to limit or remove notices posted on the board. No commercial postings will be allowed. Please remove your out-of-date postings. Please do not post messages on the Information Kiosk.

A table will be provided in the general registration area for free information on future events, historical societies, and other items of interest to convention attendees.

Lost and Found

Please take any lost item you find to the Convention Office.

General Tour Information

Planning: A basic tenet of tours is Sign Up Early! Several tours have been sold out, and others required advance reservations to meet provider requirements

such as meals or train seats. Check at the Tour Desk for availability. Some seats on full tours may become available if the original purchaser returns a ticket. Check the Bulletin Board in the Tour Departure Area. Please understand it is always possible a tour could be canceled at any time due to circumstances beyond the control of the Convention Committee.

Tickets: All participants on tours must have a valid ticket in possession and must wear a valid convention registration name badge. The tickets are coded by day and show the tour number, name, time, and price. Tickets have been punched at the top and we suggest you use the Gateway 2001 pin you received in your registration packet to affix your ticket to the bottom of your name badge while you are on a tour. Tour guides and hosts will ask to see your ticket whenever you are boarding buses or entering sites or locations. Having it plainly visible will make this much easier on you and others.

Tour Duration: We have done our very best to estimate the start and return times for tours. However, tie-ups on bridges and main arteries are often unpredictable and may delay our buses. For this reason, we recommend you allow at least one hour between the published return from one tour and your departure on the next.

Access: Many of the tour sites have limited handicap access. Most home tours are not wheelchair accessible and the tour buses will not have wheelchair lifts. However, buses can accommodate folding wheelchairs if you can climb on and off the bus.

Restrictions: Please check tours you have selected to be sure they do not contain restrictions you cannot meet. Also, plan to wear appropriate clothing and shoes to fit the nature of the tour you are taking. Some prototype tours will refuse admittance to anyone not meeting clothing restrictions.

Use of Photo, Video, or Recording Devices: Tour hosts can limit the use of recording devices at their discretion. Where we are aware of this limitation, we have included it in the description.

Tour Refund and Exchange Policy

Tickets for most tours may be exchanged or returned for cash until departure time. No refunds or exchanges will be made after June 15, 2001 for tours with meal orders or guarantees. See tour descriptions for details. After that time, the Tour Desk will hold tickets on consignment. If we are unable to sell the ticket, there will be no refund. Departure times are listed for each tour, if you miss the tour bus, there are no refunds.

Tour Payments: Payments for tours can be made by cash, check, travelers check, Convention Voucher or

credit card (MC, VISA, or Amex). Your Convention Badge with your registration number will be required at the time of purchase or exchange.

Canceled Tours: If a tour is canceled by the Convention Committee for any reason, a full cash refund will be provided free of any service fee.

Company Store

Location: Jefferson B/C (Sunday through Thursday; Convention Center Friday through Sunday)

Store Hours:

Sunday, July 8 6:00 – 10:00 pm

Monday through Wednesday 9:00 am – 6:00 pm

Thursday 9:00 am to noon

Thursday afternoon the Store will be moved to the National Train Show at the TWA Dome—America's Center. It will be located in Booth 704-709 and will be open during show hours.

The Company Store will have a wide variety of Convention and NMRA merchandise, including convention cars in five scales, shirts in many styles and sizes, caps, cups and mugs, pins and patches, plus consignment items from NMRA Regions and Divisions, historical societies, and other conventions. Shop early and often!

Convention Cars

Commemorative Convention Cars are transition era reefers. They may be purchased at the Company Store.

HO Scale cars manufactured by Accurail, \$15

N Scale car by Intermountain, \$16

S Scale car manufactured by "S" Scale Helper with decals by Oddball Decals, \$46

O Scale car by Intermountain, \$36

G Scale car by Model Die Casting, \$75

The Gateway Division NMRA is also offering a limited run custom HO Scale car for Gary Hoover's **Missouri, Kansas & Quincy**. This Accurail single plug door transition-era (1956) 50-foot boxcar is available in two numbers, MKQ 6348 & MKQ 6355. Santa Fe oxide red with yellow plug door. \$12 each while supplies last.

Convention Tote Bags

A special thank you is extended to **KAM Industries** who supplied the canvas tote bags. Data sheets and CD-ROMs from **KAM** have been placed in your bag.

Wrap and Ship Services

Mailboxes, Etc. will provide shipping services from the Millennium Hotel during Company Store hours and at the National Train Show on Friday. This is a

convenient way to ship your store, auction, and Train Show purchases home.

Door Prizes

Door Prize winners' numbers will be posted on the Information Kiosk throughout the week. Watch for your registration number and information on how to claim your prize!

On behalf of the Gateway Division and the National Model Railroad Association, the Convention Committee wishes to thank the following for their generous donations of door prizes.

A.C. Kalmbach Publishing
Abracadata
Accurail
Athearn
Atlas Model Railroad Company
Aztec Manufacturing Company
Bachmann Industries Inc.
Berkshire Junction
Blair Line Signs
Bob's Model Railroad Supplies
C.L.A.M.S.
Caboose Hobbies
Caboose Industries
Champion Decal Company
Chooch Enterprises
The Coach Yard – Thinfilm
D & D Trains Div. Of Arkins Drug Store
Deluxe Innovations
Design Preservation Models
Digitrax, Inc.
Bobbie Hall Hobbies
Hallmark Models, Inc.
Heartland Hobby
Hobby Station
Intermountain Railway Company
J L Innovative Design Scale Models
KAM Industries
Kato Precision Railroad Models USA, Inc.
Life-Like Products, Inc.
Logic Rail Technologies
Marklin, Inc.
Micro Engineering Company
Model Railroad News
National Association of S Gaugers
Pfingst & Company, Inc.
The Private Car Limited Railroad Memorabilia
S Helper Service
Steward Hobbies, Inc.
Tinker Town
Tony's Train Exchange
U.S.A. Trains
Wm. K. Walthers, Inc.
Woodland Scenics

MetroLink

St. Louis' rapid transit MetroLink runs from the Lambert Airport to downtown St. Louis and across the Mississippi River over historic Eads Bridge into Illinois. On May 4, MetroLink opened its extension further east to Belleville, Illinois. The stop closest to the Millennium convention hotel is Busch Stadium, a walk around the stadium and around or through the hotel's parking garage. It also stops at Forest Park, Union Station, Kiel Center, Eighth and Pine, the Convention Center, and Laclede's Landing, as well as the casino and its trailer park on the Illinois side. Fare purchased at the airport is \$3; everywhere else, a single ticket ride is \$1.25. A weekly pass, good from Monday through Sunday, may be purchased for \$13, or a 10-ride ticket for \$11. Reduced fares, approximately ½ the regular cost, are available for children 5-12 and those over 65, with proper ID. Weekly passes may also be used on public buses.

Banquets and Luncheons

Meal activities and other events where a guarantee was required are non-refundable after June 15. Tickets may be left at the Tour Desk on a consignment basis in the event that someone else wishes to purchase a reservation. Please consult the Tour Desk for details.

Special Interest Groups may plan meal activities not listed here. Consult their tables in the Meramec Room for details.

Non-Rail Luncheon

Lunch at the Top of the Riverfront, the Millennium Hotel's revolving restaurant on the 28th floor overlooking the Gateway Arch, the Mississippi River, and the City of St. Louis. The lunch menu includes a salad of fresh mixed greens with white cheddar dressing, grilled breast of chicken served with honey almond glaze with a wild rice medley, fresh seasonal vegetable, rolls and butter, dessert, and coffee or tea. (Soda is extra.)

A special lunch program features Antique Appraisals. Each attendee is encouraged to bring one item for appraisal.

Tour #31502, Tuesday, July 10, 1:30 am – 2:00 pm, \$28

NMRA Banquet at Union Station

Experience the Golden Age of Rail Travel at our Gateway 2001 Banquet at St. Louis Union Station! After a long week of layout tours, swap meets, auctions and contests, sightseeing and exploring, relax in the Grand Hall of one of America's premier railroad stations. Join your friends from all over the world in the most elegant public room in St. Louis and applaud special award recipients.

Our banquet will take place under the Beaux Arts barrel-vaulted ceiling in the Grand Hall of the Hyatt Hotel at Union Station. Originally built to handle the huge crowds of the 1904 World's Fair, the station was designed by noted architect Theodore C. Link. It often handled over 200 trains per day in its heyday yet fell into terrible disrepair after abandonment by Amtrak in 1978. Restored to the tune of tens of millions of dollars and reopened in 1983, Union Station has been returned to its former glory. The historically accurate restoration included painstaking research to confirm original colors chemically "discovered" under layer upon layer of paint.

Today, Union Station is St. Louis' second most popular tourist attraction, behind only the Gateway Arch. It features dozens of specialty shops and well-known retailers along with nightclubs and restaurants. The train shed features a lake with paddleboats and several locomotives and cars on display. Historical "time capsule-like" displays throughout the station feature railroad memorabilia such as china, silver, timetables, photos and mementos. Come early to wander the halls and explore this perfect example of urban renewal and reuse at its best! Don't miss the whispering arch!

Our banquet will be catered by the Hyatt, so expect **way** beyond the usual banquet fare! Select your choice of beef or chicken entree. Tickets are available with or without transportation. You may wish to take MetroLink to the banquet on your own. The Busch Stadium stop is 3 blocks from the Millennium Hotel and the Union Station stop requires an additional 2-block walk under the trainshed, past the shops to the Grand Hall. Tour tickets **with** transportation include motorcoach transfer from and return to the Millennium Hotel. Shuttles will run from there to other hotels.

Saturday, July 14

6:00 pm	Doors and cash bar open
7:00 pm	Dinner is served
8:30 pm	Program
10:00 pm	Cash bar closes

Tour #73510, \$50 without transport, Beef entrée
Tour #73511, \$50 without transport, Chicken entrée
Tour #73512, \$55 with transportation; Beef entrée
Tour #73513, \$55 with transportation; Chicken entrée
(If you are unable to attend this sold-out event, be sure to visit Union Station on your own during the week!)

Activities

National Train Show®

Location: America's Center, the St. Louis Convention Center in the TWA Dome

Friday: 10:00 am to 2:00 pm
(for registered convention attendees only)
2:00 pm to 7:00 pm (general public)

Saturday: 10:00 am to 6:00 pm

Sunday: 10:00 am to 5:00 pm

Admission to the National Train Show® is included in your convention registration. Free shuttle buses will be provided for convention and NTS attendees wearing their convention badges. The MetroLink stops at the Convention Center Station.

2001 Junior College

Location: South Exhibit Hall

Schedule:

Monday Afternoon 1:30 pm to 4:30 pm

Tuesday Morning 8:30 am to 11:30 am

Tuesday Afternoon 1:30 pm to 4:30 pm

Wednesday Morning 8:30 am to 11:30 am

Wednesday Afternoon 1:30 pm to 4:30 pm

The Junior College Program is a hands-on learning experience geared to kids. Some of the classes are intended for younger kids, ages 6 to 10, and teach things such as assembling sectional track, using a crane to unload a gondola car, and some very simple switching and train operation. Other classes are for somewhat older or more experienced kids, and include instruction in basic wiring, making trees and other scenery, using an airbrush, and a chance to try out Microsoft's new *Train Simulator* program. Everyone will help out with the class project: building a complete layout, which will then be donated to St. Louis Children's Hospital.

Kids are welcome to attend as much or as little of each session as they wish. No need to sign up in advance, just come see us and we'll enroll you on the spot! A parent will need to be present to sign each child in; they do not have to stay, but are welcome to do so if they wish.

Gateway 2001 and the NMRA wish to thank the generous sponsors of the 2001 Junior College Program: Athearn, Atlas, Bachman, Digitrax, InterMountain Railway Co., KAM Industries, Kato, Lenz Elektronik, LGB, Microsoft, Marklin, Roco, Testors Corp, Wangrow, and Woodland Scenics.

Special Interest Groups

Special Interest Groups (or SIGs) will be set up in the Meramec Room throughout the week. Check their tables for information on membership and special activities planned during the week.

Layout Design Special Interest Group and Operations Special Interest Group

The LD-SIG and OP-SIG offer assistance and informal discussion groups on a variety of topics related to layout planning and operations. Check the bulletin board in the SIG room for any scheduled discussions. In addition, the SIGs will be conducting the following special activities for its members.

Sunday: Meet your hosts (6:00 pm). A casual get-together in the SIG room where layout hosts will be on hand to answer questions about their layouts.

Monday: The OP-SIG will conduct a business meeting at 7:00 pm in Atrium C.

Wednesday: LD-SIG Self-Guided Layout Tour and Picnic (12:30 - 9:30 pm). LD-SIG members will tour a number of home layouts. Between 4:30 and 6:30 pm there will be a picnic at the home of Randy Meyer where his John Armstrong-designed Sn3 **Canyon and Rocky Mountain Railroad** will also be available for viewing. Other Layouts will include those by Brad Joseph, Richard and Venita Lake, Richard Schumacher, Dave Lotz, John Hardy and Eric Brooman and Mike Peters.

Thursday: The LD-SIG will conduct a business meeting at 2:00 pm in Atrium C.

Friday: LD-SIG members will gather for an informal dinner. See the help desk in the SIG room for additional information.

The OPSIG has a number of operating sessions planned for its members during the week. Those who have signed up for an op session may pick up information and maps at the help desk.

The Railroad Prototype Modelers

RPM is a loose-knit group who concentrate on building scale replicas of 1:1 railroads and rolling stock. All scales are welcome. The only requirement is that the model should be based on an actual prototype (not freelanced). There is no minimum detail standard. RPM has an informal peer-vote contest for those who wish to participate, but the majority of models are brought just for display, and for the modelers themselves to get together to share their experience and techniques in a casual, no-pressure atmosphere.

The RPM display will be open on Tuesday from noon to midnight, Wednesday and Thursday 9:00 am to midnight, and Friday model pickup 9:00 am to noon. Models may be entered at any time during open hours. All models must be picked up by noon on Friday.

Golf Tournament

Tour #44503, Wednesday, July 11, 7:30 am, \$65

The NMRA Golf Tournament will be played at the beautiful Quail Creek Golf Course, designed by Hale Irwin, in south St. Louis County. The Par 72 course provides natural streams, rolling hills, Bermuda Fairways, and bent grass greens. The course should be in top-notch shape.

The tournament will be a two-man flighted scramble. When you sign up, please reveal your honest handicap. If you want to partner with a particular person, put his/her name down so we can pair you up.

A **Hole-In-One Contest** will award a new car to the lucky person who can make an Eagle on the selected hole. Transportation and lunch will be included. Lunch will be at John Kalin's home and his Sn3 RGS layout will be open for viewing and operation.

Special Meetings

NMRA Annual Business Meeting:

Friday, July 13, 1:00 pm, TWA Dome meeting room 143

DCC Working Group Meeting:

Thursday, July 12, 8:30 am - 12:30 pm, Convention Center

Mid-Continent Region Board Meeting:

Sunday, July 8, 2:00 - 4:00 pm, Atrium C

Canadian NMRA:

Monday, July 9, 8:30 am, Atrium C

Convention Committee Chairs:

Monday, 2:00 - 5:00 pm, Atrium C

Walther's Special Consumer Survey:

Friday, multiple sessions, 8:30 am - 4:00 pm, Atrium C



JULY 13 – 19, 2003

WWW.ML2003.COM

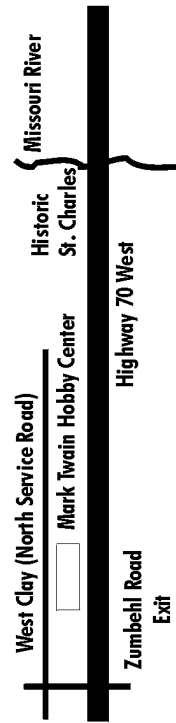
MARK TWAIN HOBBY CENTER

2793 West Clay St Charles MO

Show your Badge for a **15% discount** on all regular priced items

Not Valid on Radio Control, Consignment or Used items

**Be sure to catch our FREE Shuttle Bus running every hour
on the hour from 10 am to 7pm July 8 - 15**



(3rd Exit Past River)

636-946-2816



Coupon Valid from July 8 through July 16, 2001 only

Auctions

Location: Mississippi and Illinois Rooms

Seller Entry

Items for both the silent and live auction are to be registered at the same time. Seller check in will be Monday 6:00 pm - 9:00 pm and Tuesday 8:00 am - 12:00 pm. Each lot entered into an Auction is required to have an **Auction Entry Form** filled out. Forms will be available at the registration desk before the Auction and at the Auction desk during open hours. Required information includes Seller's registration number, minimum bid (optional), description (optional), and request to move unsold silent auction item to the live auction (if desired). Items will be placed or directed for placement on tables by the Auction Committee.

***Note:** If requested to move unsold silent auction item to the live auction, the seller agrees to reduce the minimum bid by 25%, rounded to the nearest dollar. This request will remain confidential until the Silent Auction has concluded.*

Bidding Procedures – Silent

Bidding will be open Tuesday 1:00 -9:00 pm and Wednesday 8:00 am until 10:00 or 11:00 am. Minimum raises will be 50 cents over the previous bid for any bid under \$10, \$1 between \$10 and \$100, and \$5 over \$100 bid. Any bid not meeting requirements will be voided. Decisions of the Auction Committee concerning any disputes are final. Sellers who bid on their own items and buy them back will incur the commission fee. On Wednesday sometime between 10:00 am and 11:00 am, the Auction Committee will begin shutting down the Silent Auction at one or more tables at a time. Once the Committee declares a stop, no more bids for those table(s) will be allowed. All bids after that time will be voided. The committee will have final discretion to void a bid.

Bidding Procedures – Live

The Live Auction will begin Thursday at 5:00 pm with viewing of the items available. Upon entering the Live Auction room you will have available a sheet of colored stickers. If you find items you are interested in bidding on, simply mark the item's bid card with a colored sticker (if not already marked). At 7:00 pm all items marked will be auctioned until the last item is sold. Before leaving the Live Auction, all attendees will check out, and buyers will pay for their items. Sellers who bid on their own items and buy them back will incur the commission fee.

Buyers Pickup

A list of successful buyer numbers will be posted for the Silent Auction by Wednesday at 5:00 pm. All Silent

Auction merchandise must be picked up by the buyer on Wednesday 6:00 pm to 11:00 pm. All Silent Auction merchandise not picked up by 11:00 pm Wednesday will be considered unsold to the high bidder. All Live Auction items will be delivered at check out time. Settlement must be made before leaving the Live Auction. Cash, check and credit card will be accepted. All disputed bids in the Silent Auction will be settled at the discretion of the Auction Committee. All disputed bids in the Live Auction will be settled at the discretion of the Auctioneer. All decisions of the Auction Committee and the Auctioneer are final. The Auction Committee and Gateway 2001 make no warranty either express or implied as to authenticity, condition or serviceability of any item offered for sale. All items are sold as is. Returns or refunds will not be accepted.

Sellers Settlement

Settlement for Sellers of items in the Silent Auction will be open Thursday 7:00 am to 2:00 pm. Settlement for Sellers of items in the Live Auction will be open Friday 7:00 am to 10:00 am. All lots unsold at the Silent Auction will be returned to the seller unless seller request that they be moved to the Live Auction at check in time. All lots unsold at the Silent and Live Auction will be returned to the seller during the settlement period. A 10% commission will be deducted from the total bids. The maximum commission on any single item is \$25.

***Note:** All items unclaimed during the Silent Auction Settlement period and not registered for the Live Auction, or unclaimed during the Live Auction Settlement period, become the property of Gateway 2001. Any variation of this policy due to schedule conflict must be requested at the time of Seller's Entry and agreed to by the Auction Committee.*

Settlement will be made by cash or check or credit card. No commission will be charged for unsold items.

The Auction Committee and Gateway 2001 accept no liability for theft, loss or damage of any kind in connection with the Silent or Live Auction.

Seller Tips

Package smaller, inexpensive items into larger lots. Use clear plastic Zip-Lock® bags so that items can be viewed clearly. If you really want to sell an item, do not establish any minimum bid. If you feel you need a minimum, make it at least 20-30% less than you really want. This will encourage bidders looking for a deal and chances are you will make even more than what you expected. Once the first bid is cast, an item usually takes off. A higher minimum bid, although less than what it could sell for, will turn off most bidders and usually makes sure the bidding never gets started.

Contests

Location: Missouri Room

Schedule

Entry and Viewing:

Monday and Tuesday, 9:00 am - 6:00 pm

Wednesday and Thursday, 9:00 am - 4:00 pm

Judging:

Wednesday, 9:00 am - 4:00 pm

(open for viewing during judging)

Closed for Photos:

Thursday, 5:00 pm - 8:00 pm

Awards Presentation:

Thursday, 9:00 am

Viewing of Winning Entries:

Thursday, 10:00 am - 4:00 pm

Pickup:

Friday, 8:00 am - 11:00 am

Model Contest Categories

Several contests comprise the NMRA National Contest.

The **Model Contest** is broken into 11 categories.

Steam Locomotives — Locomotives representative of steam power.

Diesel Locomotives & Others — All locomotives except steam types and passenger revenue carrying types.

Passenger Cars — All types of passenger revenue carrying equipment, including RDC, rail buses, observation, mail and baggage.

Freight Cars — All types of freight revenue carrying, including express reefers.

Cabooses — All types, including bobbers, drovers, transfers, etc.

Non-Revenue — Right of way and track maintenance vehicles, rail and inspection cars, railroad cranes and others not considered directly involved in revenue service. This includes track-controlling devices including turnouts, crossings, etc.

Structures On-Line and Structures Off-Line —

On-Line structures are considered to be those normally owned by the railroad, or having rail loading or unloading facilities on the right of way. Off-Line structures are those not needing direct rail access.

Displays On-Line and Displays Off-Line — Model or models include supplemental scenery not pertinent to the function of the model or primary structure.

On-Line and Off-Line definitions are the same as for Structures.

Traction — All equipment associated with urban, suburban and interurban railways, electrically powered.

Model Contest Judging

Each for these categories is judged using the Achievement Program Judging Guidelines. For those with Internet access the guidelines are published on the NMRA website. Awards for each category include a 1st, 2nd, and 3rd place plaque. An Honorable Mention Certificate is awarded to those models obtaining 87.5 points but not placing in their category. The Gold Award is given to the model determined to be the “Best of Show” among all the entries.

Additional awards are sponsored by various companies and other individuals in the model railroad community.

“*Railroad Model Craftsmen Award*” chosen by RMC founder Hal Carstens for the best overall model.

“*Bachmann Innovations Award*” chosen by Lee Riley, Director of Product Development, for the best use of materials.

“*Brotherhood of Locomotive Engineers Brass Bell*” presented to the steam or diesel locomotive best representing “over the road” motive power. Steam is awarded in odd numbered years and diesel in even numbered years.

“*United Transportation Union Brass Lantern*” for the caboose best representing an “over the road” caboose.

“*Kato USA Diesel Award*” for the best diesel locomotive entry.

“*Key Imports Award*” for the best motive power entry.

“*Northeastern Scale Models Award*” for the best wood kit entry.

“*Northeastern Scale Models Youth Award*” for the best wood kit by a modeler 18 and under.

“*Wm. J. Lenior Locomotive Award*” for the best scratchbuilt steam locomotive.

“*Testors Locomotive Finish Award*” for the best locomotive finish.

“*Testors High Iron Award*” for the best and most creative paint scheme (difficulty also counts).

“*Testors Non-Revenue Award*” for the best non - revenue finish, weathered or unweathered.

“*Testors Youth Award*” for the best model entered by a modeler 18 and under.

“*Timber Times Logging Model Awards*” 1st, 2nd, and 3rd places presented for the best logging models.

“*Most Photogenic Model*” sponsored by the editors of the *Bulletin*, *Railroad Model Craftsman*, and *Model Railroader*.

"Achievement Program Kitbash Awards" four awards presented by the AP Department for the best kitbashed motive power, passenger car, freight car, and structure.

"National Contest Judges Award" chosen by a panel of contest judges for their all-around favorite entry.

"National Contest Chairman's Award" chosen by the National Chairman.

Popular Vote Contests

Whether you enter a model in the contest or not, please come by and vote for your favorites in the following **Popular Vote** categories.

Favorite Train — Assemble your favorite train and see what others think. Plaques are awarded for 1st, 2nd, and 3rd.

Thumbs — Those of you with active imaginations can go wild. There are definitely no prototypes here. 1st, 2nd, and 3rd place certificates drawn by Thumbs creator Milt Moore are awarded.

Photo Match — Enter a model or diorama and provide a photo of the prototype or scene to show how close you can get to the real thing. 1st, 2nd, and 3rd place plaques will be awarded.

Creativity — Also new, this is for a structure that is not modeled after a prototype but is a product of the builder's imagination. A plaque will be presented to the structure receiving the most votes.

Member's Choice — There will be an overall "Best of Show" as selected by the voters as well as a plaque awarded for the best locomotive, car, caboose, structure and diorama as chosen by the members.

Module Contest

This contest is judged by a team of judges at the National Train Show, Friday morning. It is also judged on the AP system but with two additional factors, electrical and ingenuity. There are two categories, **Individual** and **Group**. The awards are the same as for the model contest with Best of Show, 1st, 2nd, and 3rd place plaques and Honorable Mention Certificates. Additional sponsored awards include:

"International Hobby Corporation Pizzaz Award" for the best overall design.

"Design Preservation Models Award" for the best use of DPM structures.

"Module Contest Chairman's Award" chosen by the Module Contest Chairman for an exceptionally built module.

Photo Contests

Photo Contests consist of six categories and are judged by a group of judges that have experience in the photographic field. The judging methods are the same

as are used by most photography associations. It is not a point system but rather consensus choices made by the judges after evaluating them for certain attributes. The categories are **Black & White Model Print**, **Black & White Prototype Print**, **Color Model Print**, **Color Prototype Print**, **Model Slide**, and **Prototype Slide**. The photo awards include Best of Show, 1st, 2nd, and 3rd place plaques, Honorable Mention Certificates, and the Photo Contest Chairman's Award.

Pass Contest

The **Pass Contest** is for those modelers who have created their own passes for their railroad. Here the judges are looking for qualities such as Esthetics, Balance & Readability, Color Match, and Unique Design. Plaques are presented for 1st, 2nd, and 3rd places.

Locomotive Performance Contest

The **Locomotive Performance Contest** is a unique contest sponsored by the NMRA. This is a contest where the model builder competes on how well the model runs as compared to the prototype modeled. It is run on a test platform that measures motor efficiency, maintaining a prototype slow speed of 3 scale mph or less, and how closely the model can match a fast speed as compared to the specific model's prototype, at 12 volts. The categories for this contest are **Steam**, **Diesel & Other**, and **Special Motor** which is designated for those models modified with special high efficiency motors. Last year we introduced another category called the **Locomotive Biathlon**. This takes the points earned in the performance tests and combines them with points earned in the model contest. Awards in these four categories are 1st, 2nd, and 3rd place plaques.

Switching Contest

The **Switching Contest** is sponsored by the local Convention Committee. The Convention designs and builds its own switching contest layout. This provides an opportunity to compete on a different layout design each year. A switching problem is designed and participants are timed for how long it takes them to complete the switching problem. This is a single category and plaques are awarded for 1st, 2nd, and 3rd places.

Arts & Crafts Contests

The **Arts & Crafts Contests** are for those interested in something besides railroading. Unlike the other contests, Arts & Crafts are open to all convention registrants, whether or not they are NMRA members. The categories are **General Original**, **General Kit-Built**, **General Pattern**, **Railroadiana Original**,

Railroadiana Pattern, Railroadiana Kit-Built, Needlework Original, Needlework Kit-Built, Needlework Pattern. Plaques are awarded for Best of Show, 1st, 2nd, and 3rd. Special Awards are presented for:

“Theme Award” How well the craft represents a special theme designated each year (“Gateways” this year).

“Ev Williams Memorial Award” chosen by the judges for an exceptional entry.

“Youth Award” for the best craft entered by anyone 18 and under.

“Testor’s Quality of Craftsmanship” for the craft displaying the highest quality workmanship.

Contest Rules

The rules are simple and few. With the exception of the **Arts & Crafts Contest**, the entrant must be an NMRA member and not a professional in the contest entered. The entry must be the sole work of the entrant. An entry form must accompany each entry. The entry cannot have won a 1st place or Gold Award/Best of Show at a previous National Contest.

The **Photo Contest** carries a couple of additional rules. All photos must be mounted flat on rigid material and can be mounted but not framed. Minimum mount size is 8”x10”, maximum mount size is 12”x16”, minimum print size is 5”x7”. Each entrant is limited to 10 entries with no more than 5 in one category.

HobbyTown USA

A NATIONAL FRANCHISE

**WE CARRY ALL
MAJOR BRANDS
N Through G**

**Manchester Meadows
13875 Manchester Road
(636) 394-0177**

WELCOME NMRA MEMBERS
FROM



RED BOARD HOBBIES

*Visit Southern Illinois' Finest
Model Railroad Shop*

- Large Selection of HO and N
- Custom Painted Models
- Receive an **Additional 10% Discount** by Showing Your Convention Badge!

*Located Just 20 minutes From
the Convention Hotel*

**1 Wade Square
(Hwy 161 and Lebanon)
Belleville, Illinois 6221**

Convention Week Hours

Tuesday and Wednesday 9:30am – 6:00pm

Thursday and Friday 9:30am – 8:00pm

Saturday 9:30am – 4:00pm

(618) 233-3618

CALL FOR DIRECTIONS

Rail Clinics

All clinics are scheduled for a one-hour period with additional time for questions and set-up except for a few noted as "double sessions." Double sessions will run for 2½ hours. Check the Master Schedule for listings by day, time and room.

Clinic Descriptions

Albers, Gerry

Signal Systems in Model Railroading

Tuesday 12:30 pm Clark

Thursday 3:30 pm Clark

Basic prototype signal practices to advanced electronic techniques, with detailed description of Allen McClelland's Virginian & Ohio recently upgraded signal system including its hardware and software. Emphasis on the benefits of operation and animation. Descriptive charts, photos of prototype and model signals. Original and modern prototype signal practices with tips on how to simplify the prototype system for model railroading; various types of model railroad detectors, logic circuits, throttles, drive circuits, CTC panels.

Ames, Deborah

See Lenz, Bernd.

Ames, Stan

Advanced Acknowledgement: The Next Evolution for NMRA DCC

Monday 3:30 pm Soulard

Tuesday 3:30 pm Soulard

Tracking train location, improved function response, and tactile performance feedback are among the enhancements to be achieved through Advanced Acknowledgement. In 1993 the NMRA DCC working group first started working on techniques for achieving Advanced Acknowledgement. In 1996 Zimo presented a working solution proving the concept, but judged too limiting. In 2000 Lenz presented a working solution with extensibility. An exploration of the options and demonstration of this next evolution for NMRA DCC.

Ames, Stan and Brian Barnt

The NMRA 2001 DCC Roundtable

Thursday 6:30 pm Laclede

Nine years ago the NMRA DCC Working Group began to generate standards for a whole new generation of model railroad control, which has become known as NMRA Digital Command Control or DCC. Each year the DCC Working Group and the NMRA DCC SIG sponsor a manufacturer's forum where DCC users and manufacturers can interact as a group. All DCC manufacturers in attendance will be invited to be on a

panel. After a brief presentation of new products and company plans, the floor will be opened for questions from the audience. This no-holds-barred session is a must for DCC users and potential users.

Ames, Stan

Selecting a DCC System that Best Fits Your Needs

Monday	6:30 pm	Lewis
Wednesday	6:30 pm	Lewis

Ten years ago the NMRA initiated an effort to generate standards for a whole new generation of model railroad control, which has become known as NMRA Digital Command Control or DCC. More than 15 manufacturers now produce compatible control systems built to the NMRA DCC specification. With so many good choices for a model railroad control system, how do you choose what is best for your needs? We will review the current choices and help you select the features that are most important for your railroad.

Barnt, Brian

See Ames, Stan.

Belt, Gordon

Director of A.C. Kalmbach Memorial Library

Researching Your Models

Monday	10:00 am	Soulard
--------	----------	---------

Bragdon, Joel of Bragdon Enterprises

Creating Geodesic Foam Scenery

Monday	8:30 – 11:00 am	Field
Tuesday	8:30 – 11:00 am	Field

An in-depth and comprehensive look at all aspects of cast resin-foam scenery. Using fast, easy and clean methods, a mountain railroad diorama will be sceniced during the clinic from the bench work up. Foam bench work and roadbed, foam hard shell and resin/foam rock casting will be demonstrated. Painting foam scenery, modeling water, vegetation and final detailing will be covered. *This clinic is two hours.*

Bragdon, Joel of Bragdon Enterprises

Fast and Easy Weathering

Wednesday	12:30 pm	Laclede
Thursday	12:30 pm	Laclede

Learn to weather models realistically by learning from nature and the real world. Examine interesting techniques and both old and new methods and materials that are quick and easy to learn and do. A hand-on session during the later portion of the clinic will give everyone an opportunity to try several of these methods.

Bragdon, Joel of *Bragdon Enterprises*

RTV Mold Making and Resin Casting for the Modelmaker

Monday	6:30 pm	Field
Tuesday	6:30 pm	Field

One piece, multiple piece and split molds will be demonstrated for a variety of types of RTV rubber molds used for reproducing detail parts, rolling stock, vehicles, structures or almost anything. Casting with a variety of materials including fast curing, new generation polymer resins will be covered.

Buellesbach, Melanie

Associate Editor, *Model Railroader*

Model Railroader Magazine's N Scale Carolina Central

Tuesday	3:30 pm	Lewis
Thursday	10:00 am	Lewis

Step-by step construction of this N scale project built on a door.

Carstens, Hal

St. Louis Union Station As It Was

Tuesday	3:30 pm	Clark
Thursday	8:30 am	Clark

Three visits to St. Louis Union Station: 1970—NMRA fan trip in open gondolas across the Mississippi, around the yards, and return when Union Station still was operative and the highway across the yard tracks into the train shed had just been started. 1949—A ride wangled on a TRRA switcher with its employee coach when the St. Louis trolleys and Illinois Terminal still ran with lots of long-gone neat stuff. 1945—My troop train stopped, so I dug out my old Argus. This was during WWII and if I'd done the same thing from one of the bridges overlooking the terminal I'd have been arrested for shooting vital war secrets. It was an era of Pennsy K4s, NYC J class Hudson, Frisco Firefly engines, gas electrics.

Chubb, Bruce A., MMR

Achieving Prototypical Operations

Tuesday	2:00 pm	Jefferson
Thursday	3:30 pm	Lewis

How to more closely emulate real railroading practices. By adapting real life considerations and the prototype actions of professional railroaders into our railroads, we can increase the realism and enjoyment of operating sessions. Operations on many prominent model railroads throughout the U.S. and the prototypical operational features of the new Sunset Valley Oregon System emulating the prototypical interactions of ten railroads operating in the Pacific Northwest.

Chubb, Bruce A., MMR**Interfacing a Computer to Your Model Railroad**

Tuesday	12:30 pm	Jefferson
Thursday	12:30 pm	Lewis
Thursday	6:30 pm	Jefferson

Exciting updates to the Computer Model Railroad Interface (C/MRI) includes the application of new card designs that made computer interfacing simpler. Applications focus on the joys of reducing layout wiring, the DCC Optimized Detector, basic signaling systems, computer cab control, computer block control, day/night lighting sequencing, fast clocks, staging track control, and interfacing to Command Control including full compatibility with DCC. This straightforward computer interfacing can greatly increase your railroad's prototypical realism and hobby enjoyment.

Chubb, Bruce A., MMR**Signaling Your Model Railroad**

Tuesday	10:00 am	Jefferson
Wednesday	10:00 am	Jefferson
Thursday	8:00 pm	Jefferson

Make it easier to add signals to your railroad by implementing simple signaling up through full-fledged Centralized Traffic control (CTC). The differences between Automatic Block Signals (ABS), Absolute-Permissive Block (APB) and CTC signaling are explained along with their impact on how our railroads are operated. Topics to be discussed include how to signal junctions and terminal areas including the use of entrance — exit interlocking to simplify control panel design and operation; train dispatching as it relates to different signaling systems; and constructing and interfacing to a dispatcher's CTC panel, along with the option of using computer graphics to emulate the most modern dispatching operations. Designed for everyone interested in adding signals to make railroading more realistic and enjoyable.

Chubb, Bruce A., MMR**Updates on the Sunset Valley Oregon System**

Tuesday	6:30 pm	Laclede
Wednesday	8:30 am	Jefferson
Thursday	10:00 am	Jefferson

Master Model Railroader Chubb and the Sunset Valley operating crew are deep into rebuilding the SV System to model ten prototype railroads operating in the Pacific Northwest in 1956. Features include replicating the SP trackage from Portland OR to Dunsmuir CA using the Siskiyou line, SP's famous Coos Bay branch, abundant SP&S trackage, independent logging and mining operations, as well as the NP, GN and UP operations into Portland. Up to four decks are being employed in the construction that occupies 2,800 sq. ft.

This fast moving color slide presentation provides an exciting status update of this monumental effort.

Clark, Robert A.

Freight Train Operation Handbooks

Monday	2:00 pm	Lewis
Tuesday	8:00 pm	Lewis

Some prototype railroads used what Doug Gurin called "Train Procedures Directories" to manage freight train services. The clinic describes the contents of such a handbook for operating model railroads, supported by prototype and model examples. Topics included are traffic flows; identifying trains; modeling particular trains; scheduling (timetables); car blocking and train makeup; handling empties; foreign and home road connections and interchanges; and producing the handbook.

Darnaby, Bill

Breaking the Rules or How I Built the Maumee

Monday	8:30 am	Jefferson
Thursday	2:00 pm	Jefferson
Friday	8:00 pm	Jefferson

Darnaby, Bill

China Steam 2001

Monday	8:00 pm	Clark
--------	---------	-------

Slides from four different locations in Northern China and Mongolia

Eaton, Leslie, MMR

Tips and Tricks for Scratchbuilding and Kitbashing

Tuesday	10:00 am	Lewis
Tuesday	8:00 pm	Clark

New and surprising tools and techniques to improve your scratchbuilding and kitbuilding skills. Presented at Kansas City, St. Paul, and San Jose, this clinic is updated each year. Appropriate for modelers of all scales and levels — beginners through MMRs.

Eaton, Leslie, MMR

Nano-Animation for Under \$10

Monday	10:00 am	Lewis
Wednesday	10:00 am	Lewis

Add realism and action to your railroad with nano-scale animation! Leslie will show you how to add simple and inexpensive animation to your layout. Explore how to create special lighting effects as well as motion-animation with readily available parts for all scales. Several sources for inexpensive lights, motors and parts will be shared as well as schematics and building techniques.

Farner, Doug, MMR

How Computer Switchlist Will Enhance Your Operating Sessions

Thursday	2:00 pm	Clark
Thursday	8:00 pm	Laclede

RailOP for Windows is a very flexible computer program that provides all the paperwork necessary for an operating session. See the program in operation and have an opportunity to ask questions.

Feeney, Kevin

A Look at the Illinois Central through Its Annual Reports: 1945-1962

Wednesday	8:30 am	Soulard
-----------	---------	---------

As a publicly owned company, the Illinois Central Railroad was required to issue annual reports to its shareholders and bondholders. These annual reports, which are readily available, provide a wealth of information on traffic patterns, railroad operations, additions and changes to motive power and rolling stock, and information on the railroad industry as a whole. This presentation reviews the ICRR's annual reports from the post-World War II period until 1962. In 1963, the public entity became Illinois Central Industries, Inc., a non-rail holding company.

Feeney, Kevin

Modeling the Chicago and Eastern Illinois Railroad

Friday	10:00 am	Soulard
--------	----------	---------

A detailed look at the available HO models for the C&EI, which served St. Louis for many years up until the mid-1970s.

Fink, Neal

Building an Imaginary Wabash Subsidiary Railroad

Wednesday	2:00 pm	Clark
-----------	---------	-------

The railroad is the St. Louis & Hannibal, which existed 1880-1962 in eastern Missouri. Although the Wabash never was in control, they thought about it from time to time. My model effort is predicated on actual control. I therefore have the freedom to give St L & H locomotives and equipment the Wabash "family appearance." Slides and videotape will illustrate this effort, as well as the local terrain.

Frankrone, Bob

Open Loads

Tuesday	2:00 pm	Clark
Friday	8:00 pm	Clark
Saturday	10:00 am	Clark

Geersten, Mike

Microsoft Train Simulator – Activity Creation

Thursday	10:00 am	Field
Thursday	8:00 pm	Field

An overview of the powerful Activity Editor included with the simulation, showing you how to create your challenging rail activities for your *Microsoft Train Simulator* routes, from recreating and running a real-world passenger timetable to setting up complex yard switching or local freight activities. Learn how to design your own challenges and email them to friends to try.

Geersten, Mike

Microsoft Train Simulator – Route Building

Thursday	8:30 am	Field
Thursday	6:30 pm	Field

Gough, Ron

Scratch Building 101: The Very Basics

Monday	12:30 pm	Soulard
--------	----------	---------

The very, very, **very** basics of scratch building in any scale. Starting from “scratch,” the clinic demonstrates the basic procedures and principles for the purpose of encouraging scratch building rather than trying to teach specific techniques. Included is a step-by-step process of how to apply the basics with the construction of a simple structure and a box car. Wood will be used as the construction material, but the basics apply to any medium.

Gough, Ron

Scratch Building 102: Planning with Photos

Friday	10:00 am	Field
--------	----------	-------

One of the primary reasons to scratch build is the ability to create and duplicate prototypically correct structures and pieces of rolling stock for the layout. This slide presentation provides a step-by-step process of the selection of a subject, taking the photographs, determining measurements and converting the photos into a working scale model plan of choice. Features a start to finish illustration of the building of a model from photos.

Grosser, Rene

Scratchbuilding Techniques and Materials

Thursday	10:00 am	Clark
Thursday	12:30 pm	Clark

Learn methods of using commercially available products for scratch-building structures and modeling actual structures and buildings as accurately as possible. Enhance details to appear as they do on the prototype, using Holgate and Reynolds plastic brick, CMU block, random rock, cut stone, shingles, and other profiles; Evergreen siding such as clapboard, novelty siding, strip styrene and shapes, as well as plain styrene sheet, and doors and windows from

other suppliers. Demonstration will include simple and inexpensive ways to add interior lighting and details, and to decorate floors and walls with curtains, drapes, and pictures; how to make stucco concrete for outside walls on styrene structures; painting with a brush, adding mortar detail to brick and stone; and applying glue on shingles and wood construction to achieve a smooth and clean finish.

Gust, Steve

A Day in the Life of a Train Dispatcher

Tuesday 10:00 am Soulard

Wednesday 12:30 pm Soulard

Take this opportunity to ask questions of a veteran train dispatcher for the prototype.

Gust, Steve

Operation Basics

Tuesday 8:30 am Soulard

Wednesday 10:00 am Soulard

Aimed at those “would be” modelers with an interest in operations, we’ll address the basics of operations with examples of operating schemes, vocabulary, rules and how to get started.

Hale, Fran and Miles Hale, MMR

Cities and Villages – The DPM Way

Monday 12:30 pm Jefferson

Thursday 8:30 am Lewis

Virtually every layout includes villages, towns, or cities – and they all need buildings. DPM has the full city system you need to build whatever structures you want. Come learn easy techniques and tips for building the size, shape, and style of buildings your city needs with DPM kits and modular wall sections.

Hale, Fran and Miles Hale, MMR

Foam SubTerrain – the Woodland Scenics Way

Monday 10:00 am Jefferson

Tuesday 3:30 pm Jefferson

The newest method for building your layout or module is with high-density foam. Woodland Scenics has it all in the SubTerrain system and this clinic will show you how to use it. Learn how to create a fast and easy layout using no woodworking skills or tools and with very little mess.

Hale, Fran and Miles Hale, MMR

Terrain and Landscaping – the Woodland Scenics Way

Monday 2:00 pm Jefferson

Tuesday 6:30 pm Jefferson

Start with the terrain up to see how easy it is to model ground cover, bushes, grasses, weeds, and trees for your layout. Learn simple blending and layering techniques that provide ultimate realism as you add both color and texture to your layout. Designed to

help you begin a new layout or add finishing touches to an existing one, landscaping is easy and almost magic when done this way.

Hale, Miles, MMR and John Lowrance, MMR

The Sky's the Limit

Monday	3:30 pm	Jefferson
Tuesday	8:00 pm	Jefferson

John and Miles show how to construct and paint the background for your model railroad using an innovative technique for spray stencil painting of mountains, clouds, and cities. They also show how to make your layout room cornerless with a "cyclorama" backdrop. These techniques are designed for the artistically challenged and require no previous art experience. Share the laughter with these two backdrop wizards.

Harriman, Pat, MMR

Introduction to the NMRA Achievement Program

Monday	10:00 am	Laclede
--------	----------	---------

The NMRA's Achievement Program, operation, structure and regulations will be explained in detail. Emphasis will be placed on how you can earn Certificates of Achievement on the road to becoming a Master Model Railroader (MMR).

Harriman, Pat, MMR

Contest Judging

Monday	12:30 pm	Laclede
--------	----------	---------

Hile, Steve

Modeling the Rock Island Freight Car Fleet, Circa 1952

Thursday	12:30 pm	Soulard
Friday	8:30 am	Field

The revolution in available freight car models in recent years has made it possible to build credible models of many (or most) of the prototypes on any given railroad and era. 1952 was a watershed year on the Rock Island. It was its centennial year and marked the official completion of dieselization. So there was the last of the steam and the advent of snappy black and red diesels. Large numbers of new freight cars were added to the roster in the post war years, but many cars dating to before World War I were still in active use. Prototype photos are displayed alongside those of available HO models with a roster handout.

Hitchcock, Chuck, MMR

A Special Project

Thursday	12:30 pm	Field
----------	----------	-------

Hobbs, Paul**Business Cars: Their Operations and Modeling Possibilities**

Tuesday	12:30 pm	Field
Wednesday	8:30 am	Field

Huddleston, Debra**Foreground Quality Trees**

Monday	2:00 pm	Clark
Wednesday	3:30 pm	Soulard

In a hands-on double session from *Accurate Dimensionals Scale Landscaping*, participants will make and take home foreground quality trees.

Hundman, Robert L. of Mainline Modeler**Double Wall Structure Construction**

Tuesday	2:00 pm	Lewis
Wednesday	3:30 am	Lewis

Hundman, Robert L. of Mainline Modeler**Styrene Tips and Techniques**

Tuesday	12:30 pm	Lewis
Friday	10:00 am	Lewis

Ireland, Zana**DCC: The Wave of the Future Is Now!**

An introduction to DCC from *Digitrax, Inc.*

Monday	8:30 am	Lewis
Tuesday	8:30 am	Lewis

Ireland, Zana**Digitrax User Forum**

Thursday	8:00 pm	Clark
----------	---------	-------

Ask and answer questions about *Digitrax* and hear about new products.

Kannry, Harry**Proper Lubrication of Train Equipment**

Thursday	6:30 pm	Soulard
Friday	8:30 am	Soulard

Katzer, Matt**Computer Interface Application Design**

Wednesday	8:30 am	Clark
Wednesday	6:30 pm	Clark

A demonstration of the techniques of using the proposed NMRA API's to control your model railroad layout will include software techniques on how to hook up your computer to your railroad, discussion of building quick tools in your internet browser and/or visual basic to manage and control a DCC model railroad. Clinic assumes some knowledge of using computer development language.

Keller, Christopher J.

Computer Uses for Model Railroaders

Monday	3:30 pm	Lewis
Tuesday	12:30 pm	Soulard

Computers have been used by model railroaders for many things from layout design to traffic management and scenery to simulations. Here is your chance to find out what is available, tips and ideas on how to use it, plus a chance to ask computer-related questions.

Koester, Tony

Raising a Fallen Flag—the NKP's St. Louis Line

Friday	8:30 am	Jefferson
Saturday	8:30 am	Jefferson

Model Railroad Planning editor and *Model Railroader's* "Trains of Thought" columnist presents an update on his ongoing efforts to recreate in miniature a portion of the Nickel Plate Road's main line to St. Louis in 1954. He will focus on multi-level layout design and construction.

Kohlberg, Daniel

Illinois Central Gulf Steel Cabooses: 1972 to 1987, Prototypes and Models

Wednesday	8:00 pm	Soulard
Thursday	3:30 pm	Soulard

The ICG was formed in 1972 with the merger of the Illinois Central and the Gulf Mobile & Ohio. Combined, the two roads rostered over 800 steel cabooses in 16 series. This is an overview of the different steel classes and modeling possibilities in HO scale.

Kolm, Rich, MMR

Making Turnouts Electrically Reliable

Monday	10:00 am	Clark
Thursday	8:30 am	Soulard

Turnouts (sometimes called switches) often have built-in electrical problems, which can hamper the smooth operation of trains. Electrical features of turnouts, typical power feed problems, and how to modify turnouts to make them electrically reliable will be discussed, including special requirements of DCC, the characteristics of a DCC-friendly or ideal DC turnout, and what to look for when selecting prefabricated turnouts. The focus will be on HO scale, but much of the information applies to other scales as well.

Kreimendahl, Brian

Intermodal Editor, *Railmodel Journal*

Basics of Intermodal Trailers

Wednesday	10:00 am	Clark
Wednesday	3:30 pm	Clark

Prototype and modeling issues related to the intermodal trailers used in rail transport for the last 25 years including trailers owned by railroads, equipment

leasing companies, and private carriers. The history of trailer sizes and types as related to various modeling eras, available model kits and their prototypical accuracy, and modeling suggestions.

Kreimendahl, Brian

Intermodal Terminals and Ramps: Prototypes and Modeling

Wednesday 12:30 pm	Clark
Wednesday 8:00 pm	Clark

This general survey of contemporary marine and non-marine intermodal terminals from both a prototype and a modeling perspective will cover intermodal facility operations, lift equipment, support equipment, facility design, available model kits and their prototypical accuracy, and modeling suggestions.

Lana, Patrick, MMR

Modeling the Midwest, Enjoying the Rockies – Modeling Agriculture

Tuesday 8:30 am	Laclede
Wednesday 10:00 am	Laclede

The many faces of agriculture in different seasons and regions of the US, but mostly in the Midwestern summer. Favorite methods of modeling agriculture including research and modeling of crops, livestock, buildings and machinery. Tips on modeling N scale crops like corn, soybeans, and hay can be applied to other scales.

Larson, Lloyd

From the Track Back

Wednesday 3:30 pm	Lewis
Friday 8:30 am	Lewis

A slide presentation on detailing commercial track and trackside structures, creating background scenery and the use of backdrops to establish a season and time frame. Creating the illusion of distance through the compression of structural size and color. A 2x4-foot diorama will be sceniced and lighted in 3 different seasonal settings.

Leaman, Jeff

We're from the Government and We're Here to Help You, or How I Learned to Stop Worrying and Love the FRA

Monday 6:30 pm	Soulard
Tuesday 6:30 pm	Soulard

Ever wondered why railroads do what they do? It may be because of a number of federal operating and safety regulations they are required to adhere to. An encapsulated digest of important federal regulations and their possible application in the model railroad world. Air brake testing, radio communications, hours of service laws, operating practices, mechanical rules and others all provide an insight you may not have

had before and possibilities you may not have considered.

Lee, John of *Badger Airbrush Company*

Airbrush Your Freight Car

Monday 6:30 pm Jefferson

A hands-on double session clinic sponsored by *Badger Airbrush Company* and *LBF*. Each participant will paint an LBF freight car with a Badger airbrush and MODELflex paint and then decal the car with custom-made convention-style decals to take home. Add this to your collection from previous conventions.

Lee, John

American Model Builders

LaserKit's Annual Make & Take Session

Wednesday 6:30 pm Jefferson

This double session make and take clinic is designed to introduce both beginner and experienced modelers to building laser-cut wood structure kits. A brief presentation will be made on how laser-cut kits are designed and produced, followed by the hands-on portion. Each attendee will receive a specially designed *LaserKit* to assemble and paint under the guidance of *AMB* and *Badger* staff. This is the third in an on-going series of structure kits being presented at NMRA conventions. Limited to 150 people.

Lenz, Bernd and Deborah Ames

Digital Plus by Lenz Users' Forum

Wednesday 8:00 pm Field

Thirteen years ago Lenz Elektronik produced the first DCC decoder using a protocol that later became the basis of the entire DCC industry. Hear about the latest developments in *DIGITAL plus* by Lenz including our latest two-way decoder/command station communication called *RailCom*. This forum will familiarize you with the company and its policies and explore the direction of the *DIGITAL plus* line of NMRA DCC from the creator of DCC. Special emphasis on users' technical questions, advanced DCC tips, concerns and ideas for new products.

Lenz, Robert

Traveling by Rail

Tuesday 12:30 pm Laclede

Thursday 10:00 am Laclede

Robert's knowledge of passenger rail travel comes from having a booth at rail shows throughout New York state, traveling 20,000 – 30,000 miles each year on both Amtrak and VIA rail, having assisted Valerie Lear of Amtrak Marketing doing presentations to groups in Western New York and doing an information booth at the Western New York Event Center.

Lindblade, Carl**The Flying Yankee – It's More than a Train**

Thursday 8:00 pm Soulard

By 1934 passenger rail travel had fallen by half from the beginning of the Great Depression. As so often happens Americans brought ingenuity into the face of adversity, new design, new technology, envelope expanding prime movers. Hear the story of the beginning of the Streamline Era and learn what it did for America then. It's been said that The Flying Yankee represented tomorrow yesterday. An ambitious restoration effort is underway to restore the Yankee to original operating condition following FRA/Amtrak recommendations.

Logothetis, Nick**Using 3D Railroad, Concept & Design to Design Your Model Railroad**

Friday 8:00 pm Lewis

Saturday 10:00 am Lewis

Lowrance, John, MMR*See Hale, Miles.***Maladecki, Thomas****Realistic Carved Foam Scenery**

Thursday 2:00 pm Field

Thursday 3:30 pm Field

Mayer, Gene**Justifying a Freelance Railroad Design**

Thursday 8:30 am Laclede

Thursday 3:30 pm Laclede

McGuirk, Marty of Model Railroader**Building Resin Freight Cars and Structures**

Tuesday 2:00 pm Field

Tuesday 3:30 pm Field

Miller, Ralph**Art Techniques to Enhance Realism**

Thursday 2:00 pm Laclede

Miller, Ralph**Tuning Athearn and Similar Systems**

Wednesday 2:00 pm Laclede

Morris, Don and Morris, Alice

H & R Trains, Inc.

Look What's Growing in the Garden

Saturday 8:30 am Field

A quick and easy approach on how to build a garden railroad, including the benefits of using stainless steel track. Building a railroad in your garden can be a fun and rewarding experience. Our ideas, tips and advice from years of experience will keep you on the right track.

Morrison, Bob

Weathering with Chalk

Monday	12:30 pm	Field
Monday	2:00 pm	Field

Add dirt, rust and general grime to your railroad at a level of commitment that you can live with! An interactive opportunity to learn some basic weathering skills and practice these ideas on site, including the use of both dry and wet chalk, how to make your own weathering colors out of readily available chinks and whether to seal or not to seal. Bring a couple of brushes and that car, loco or building that just begs to be weathered and get your hands dirty while having fun!

Nesbit, William

Kitbashing the Walthers Car Float

Monday	8:30 am	Clark
--------	---------	-------

Nichols, Joe

Detailing Passenger Car Interiors

Friday	10:00 am	Jefferson
Saturday	10:00 am	Jefferson

Detailing interiors, how to scratch-build components of baggage-mail cars, mass produce coach seats and build restrooms, making dining car tables, chairs, china and silverware and flowers in vases, detailing sleepers and observation cars. How to prepare the car with exterior detail, adding weight, and replacing trucks and couplers on plastic cars like Rivarossi, IHC, Eastern Car Works. A simple way to add rear-end marker lights to the observation car. Several detailed cars and small demonstration modules will be available.

Osborn, Daniel

What's in the Tool Box?

Monday	6:00 pm	Laclede
Wednesday	6:00 pm	Laclede

An introduction to what is new in the hobby and to unusual adaptations of tools brought in from other hobbies.

Osborne, Carter

Diesel Locomotive Model and Weathering Techniques

Wednesday	12:30 pm	Lewis
Wednesday	6:30 pm	Field

Techniques for building diesel locomotive models from start to finish, from an undecorated shell to a finished model. Construction, painting, decaling and weathering ideas.

Parker, Creston B.

Building an Advanced Module

Tuesday	10:00 am	Clark
Tuesday	6:30 pm	Clark

Ken Patterson**Model Railroading Techniques**

Wednesday 3:30 pm Laclede

Persing, Ray**Scratchbuilding Wood Structures**

Monday 8:00 pm Lewis

Saturday 8:30 am Lewis

Nothing makes a more realistic model of a wood structure than using wood as a modeling medium. In an era when craftsman kits are becoming increasingly expensive, scratchbuilding makes high-quality models possible on a budget. For the modeler who is considering scratchbuilding but either hasn't started or has started with limited success. We'll cover techniques used in constructing wood models by stepping through the construction of a prize-winning structure. Methods used to build a Merit Award quality model, as well as a number of warnings of things not to do, and alternative methods to achieve similar effects.

Pollock, Allen**Meet the NMRA President**

Tuesday 6:30 pm Lewis

Questions and answers. . . .

Providenza, Jim**Vintage Dated F Units**

Tuesday 2:00 pm Laclede

Friday 8:30 am Laclede

We have often been advised that "all our cars and locomotives should be weathered." Weathering can do more than create a general atmosphere however. Jim looks at resources for research, details and paints several model locomotives, and then uses a number of weathering techniques to "vintage date" specific locomotives to the 1971-72 time period he models. He then compares these to the way the locomotives appeared both earlier and later within a ten-year time span. Western Pacific F units never looked so "bad"!

Sacco, Jim of *City Classics***A Brief History of the American Gas Station and Some Tips for Modeling One**

Wednesday 2:00 pm Lewis

Wednesday 8:00 pm Lewis

Photos of old service stations (including new ones since the last presentation!) and some hints and tips to help modelers produce a more accurate model of a gas station.

Saxon, Gary

Really Big Dreams in an Unlikely Not So Big Space

Monday 2:00 pm Laclede

Imagine a layout that (1) stays true to the spirit of the prototype, (2) has an area equal to 180% of the room area, (3) is nearly 20 scale miles long, and (4) shares, as opposed to takes over the dining room. After a short review of the prototype, we will jump into the design evolution which includes the use of low end computer "draw" and spread sheet programs, everyday experiences and observations, and simple experiments to establish design criteria. A companion clinic reviewing construction immediately follows in the same room.

Saxon, Gary

Amateur Carpentry, Irresponsible Engineering and Dream Fulfillment

Monday 3:30 pm Laclede

A sequel to "Really Big Dreams," this moves from theoretical to plywood, paint and particulars. One key is minimalist modules, incredibly thin at 1/4 inch but strong enough to support 200 pounds. About 20 square feet (6%) of the layout has been brought to St. Louis so you can see and touch the real thing. Complimenting the thin modules is a review of some lightweight scenery techniques. An easy to duplicate four way (chop, rip, plane and pattern cut) styrene foam cutting tool will be demonstrated.

Schlottfeldt, Ken of *Badger Airbrush Company*

Everything You Ever Wanted to Know about Your Airbrush But Didn't Know to Ask

Wednesday 2:00 pm Field

A double session. The basics: Choosing an airbrush and the terminology and reasoning for the different types of applicable airbrushes; which is best for different model railroading applications. Using an airbrush, the basics of usage such as what pressures to spray at as well as different air sources, types of paint and how they will work in the airbrush, distance from your surface. Maintaining your airbrush: cleaning while working, cleaning for storage, assembly and disassembly, troubleshooting.

Selzer, Marvin

JigStones, the Kit that Doesn't Quit

Friday 8:30 am Clark
Saturday 10:00 am Soulard

Tired of seeing the same plastic models on everyone's line, wishing your wooden buildings would hold up longer, longing for realistic buildings, stone bridges and more? *JigStones* durable silicon mold system allows you to produce concrete and plastic modular construction pieces in stone, brick, slate, or clapboard

to build individual buildings for G scale quickly, inexpensively and permanently. A kit is also available in HO scale. Molds for roofs, doors, windows and more are also available.

Sperandeo, Andy of *Model Railroader*

Handlaying a Turnout

Friday	10:00 am	Clark
Saturday	10:00 am	Laclede

Handlaying a turnout, with tips on a complete trackwork system, a one-hour slide show with a handout listing tools and materials I'm using to build track on my home layout.

Spurlock, Loy

Digi Hints, Tips and Tricks

Monday	8:00 pm	Laclede
Friday	8:00 pm	Laclede

Spurlock, Loy

Reverse Control

Saturday	8:30 am	Laclede
----------	---------	---------

Strang, Lionel

Workin' On the Railroad

Thursday	8:30 am	Jefferson
Thursday	12:30 am	Jefferson
Thursday	3:30 pm	Jefferson

This clinic brings to life Lionel's "Workin' On the Railroad" column seen in *Model Railroader magazine*. Plenty of photos of finished projects as well as lots of "how to" slides. Most of the projects featured in the column can be approached with simplicity and accomplished with short cuts. See how this is done using examples from many previous columns on topics ranging from how to organize your workbench to installing DCC on your layout. You may even get a sneak peek at ideas slated for upcoming issues.

Swanson, Samuel

Scenic Detailing

Tuesday	3:30 pm	Laclede
Wednesday	8:30 am	Laclede

Swanson, Samuel

Scratchbuilding and Finishing Techniques

Thursday	2:00 pm	Lewis
Friday	10:00 am	Laclede

Treutelaar, Ty

Hawaiian Railroads: Past and Present

Wednesday	2:00 pm	Soulard
Thursday	10:00 am	Soulard

Hawaiian railroading, both past and present, including plantation lines, common carriers, sugar production, and structure on Oahu and Maui. Sun, sand, surf, and trains. Take a breather from mainline operations and enjoy an hour on the beaches of paradise.

Vecchione, Joe

Upgrading and Repairing Athearn Locomotives

Monday	12:30 pm	Clark
Tuesday	2:00 pm	Soulard

Maintenance, upgrade and repairs is demonstrated, as discussed in the March 2001 *NMRA Bulletin*. How to reduce current draw on Athearn locos, how to repair the engine if a problem exists. Techniques apply to other brands as well. Joe has repaired model trains professionally for over 10 years.

Werner, Susan

Making Background Trees from Weeds

Monday	6:30 pm	Clark
--------	---------	-------

Many commercially available trees and tree kits provide the modeler with excellent foreground trees, but they are generally as expensive as they are beautiful. Covering entire hills with commercial trees can become prohibitive expensive. This is a demonstration of the use of various natural and otherwise inexpensive materials to make trees suitable for background and mass plantings in various scales. Materials include wild hydrangea, staghorn sumac, teasels, chenille, used floral oasis, and leftover carpet padding.

Wangrow, Don

What's New at *System One*

Tuesday	8:00 pm	Laclede
Wednesday	8:00 pm	Laclede

Warren, Bill

Going to Work on the Wabash

Monday	8:00 pm	Soulard
--------	---------	---------

The Wabash RR commuter train, and hide and tallow freight train operations from Ferguson and St. Charles to St. Louis from the 1890's to the 1930's will be illustrated with slides of trains and historic timetables from the 1800's, the 1904 World's Fair extensive Wabash passenger operations, and the hide and tallow freight trains of the 1940's. Much of the ex-Wabash track bed is now used by the highly successful St. Louis MetroLink light rail line. Illustrations include slides of the competition from the West End Narrow Gage rail line.

Wesner, John

Track Planning: A Hands-On Experience

Tuesday	8:00 pm	Soulard
Friday	8:00 pm	Soulard

Clinic participants will learn and gain experience with some simple design "tools" (methods) which may be useful in layout planning and other aspects of modeling.

Wesolowski, Wayne**Forty Years of Modeling Tips and Ideas**

Wednesday	12:30 pm	Field
Thursday	6:30 pm	Lewis

Experts to beginners will be entertained and learn new skills from this fast-paced potpourri of ideas, tips, notions and philosophies about building better models. Cutting your own stripwood, bending styrene, weathering aluminum with olive oil, plaster and urethane casting, building design with symmetry, and chemical etching are just a few of the many topics covered in HO to 1/12 scale.

Wesolowski, Wayne**The Lincoln Train Is Coming! Abraham Lincoln's 1865 Funeral Train. An Adventure in 1/12 Scale Urethane Casting**

Wednesday	10:00 am	Field
Thursday	8:00 pm	Lewis

In 1864 the US Military Railroad System constructed an opulent 16-wheel private car, "The United States," for President Lincoln. It was used officially only for the 14-day funeral trip from Washington DC to Springfield, IL with 11 elaborate open coffin funeral stops. Five years of historical research and special urethane casting techniques were used to build this museum quality exhibit. Slides and live casting demonstration.

Wickhorst, Charles**Open Loads**

Monday	8:30 am	Laclede
Tuesday	10:00 am	Laclede

Wilson, Jeff; Associate Editor, *Model Railroader***Signs of the Times**

Tuesday	8:30 am	Clark
Thursday	6:30 pm	Clark

Making realistic structure signs and billboards using a variety of common (and some not-so-common) materials. Also includes tips on using your computer to turn photographs and other images into signs. Useful for all scales.

Clinics Listed by Title

Achieving Prototypical Operations - Chubb, Bruce A., MMR
Advanced Acknowledgement: The Next Evolution for
NMRA DCC - Ames, Stan
Airbrush Your Freight Car - Lee, John
Amateur Carpentry, Irresponsible Engineering and Dream
Fulfillment - Saxon, Gary
Art Techniques to Enhance Realism - Miller, Ralph
Basics of Intermodal Trailers - Kreimendahl, Brian
Breaking the Rules or How I Built the Maumee - Darnaby,
Bill
A Brief History of the American Gas Station and Some Tips
for Modeling One - Sacco, Jim

Building an Advanced Module - Parker, Creston B.
Building an Imaginary Wabash Subsidiary Railroad - Fink, Neal
Building Resin Freight Cars and Structures - McGuirk, Marty
Business Cars: Their Operations and Modeling Possibilities - Hobbs, Paul
China Steam 2001 - Darnaby, Bill
Cities and Villages — The DPM Way - Hale, Fran and Miles Hale, MMR
Computer Interface Application Design - Katzer, Matt
Computer Uses for Model Railroaders - Keller, Christopher J.
Contest Judging - Harriman, Pat, MMR
Creating Geodesic Foam Scenery - Bragdon, Joel
A Day in the Life of a Train Dispatcher - Gust, Steve
DCC: The Wave of the Future Is Now! - Ireland, Zana
Detailing Passenger Car Interiors - Nichols, Joe
Diesel Locomotive Model and Weathering Techniques - Osborne, Carter
Digi Hints, Tips and Tricks - Spurlock, Loy
Digital Plus by Lenz Users' Forum - Lenz, Bernd and Deborah Ames
Digitrax User Forum - Ireland, Zana
Double Wall Structure Construction - Hundman, Robert L.
Everything You Ever Wanted to Know about Your Airbrush But Didn't Know to Ask - Schlottfeldt, Ken
Fast and Easy Weathering - Bragdon, Joel
The Flying Yankee—It's More than a Train - Lindblade, Carl
Foam SubTerrain — the Woodland Scenics Way - Hale, Fran and Miles Hale, MMR
Foreground Quality Trees - Huddleston, Debra
Forty Years of Modeling Tips and Ideas - Wesolowski, Wayne
Freight Train Operation Handbooks - Clark, Robert A.
From the Track Back - Larson, Lloyd
Going to Work on the Wabash - Warren, Bill
Handlaying a Turnout - Sperandeo, Andy
Hawaiian Railroads: Past and Present - Treutelaar, Ty
How Computer Switchlist Will Enhance Your Operating Sessions - Farner, Doug, MMR
Illinois Central Gulf Steel Cabooses: 1972 to 1987, Prototypes and Models - Kohlberg, Daniel
Interfacing a Computer to Your Model Railroad - Chubb, Bruce A., MMR
Intermodal Terminals and Ramps: Prototypes and Modeling - Kreimendahl, Brian
Introduction to the NMRA Achievement Program - Harriman, Pat, MMR
JigStones, the Kit that Doesn't Quit - Selzer, Marvin
Justifying a Freelance Railroad Design - Mayer, Gene
Kitbashing the Walthers Car Float - Nesbit, William
LaserKit's Annual Make & Take Session - Lee, John
The Lincoln Train Is Coming! Abraham Lincoln's 1865 Funeral Train. An Adventure in 1/12 Scale Urethane Casting - Wesolowski, Wayne
A Look at the Illinois Central through Its Annual Reports: 1945-1962 - Feeney, Kevin
Look What's Growing in the Garden - Morris, Don and Morris, Alice

Making Background Trees from Weeds - Werner, Susan
Making Turnouts Electrically Reliable - Kolm, Rich, MMR
Meet the NMRA President - Pollock, Allen
Microsoft Train Simulator – Activity Creation - Geersten, Mike
Microsoft Train Simulator – Route Building - Geersten, Mike
Model Railroader Magazine's N Scale Carolina Central - Buellesbach, Melanie
Model Railroading Techniques - Ken Patterson
Modeling the Chicago and Eastern Illinois Railroad - Feeney, Kevin
Modeling the Midwest, Enjoying the Rockies – Modeling Agriculture - Lana, Patrick, MMR
Modeling the Rock Island Freight Car Fleet, Circa 1952 - Hile, Steve
Nano-Animation for Under \$10 - Eaton, Leslie, MMR
The NMRA 2001 DCC Roundtable - Ames, Stan and Brian Barnt
Open Loads - Frankrone, Bob
Open Loads - Wickhorst, Charles
Operation Basics - Gust, Steve
Proper Lubrication of Train Equipment - Kannry, Harry
Raising a Fallen Flag – the NKP's St. Louis Line - Koester, Tony
Realistic Carved Foam Scenery - Maladecki, Thomas
Really Big Dreams in an Unlikely Not So Big Space - Saxon, Gary
Researching Your Models - Belt, Gordon
Reverse Control - Spurlock, Loy
RTV Mold Making and Resin Casting for the Modelmaker - Bragdon, Joel
Scenic Detailing - Swanson, Samuel
Scratch Building 101: The Very Basics - Gough, Ron
Scratch Building 102: Planning with Photos - Gough, Ron
Scratchbuilding and Finishing Techniques - Swanson, Samuel
Scratchbuilding Techniques and Materials - Grosser, Rene
Scratchbuilding Wood Structures - Persing, Ray
Selecting a DCC System that Best Fits Your Needs - Ames, Stan
Signal Systems in Model Railroading - Albers, Gerry
Signaling Your Model Railroad - Chubb, Bruce A., MMR
Signs of the Times - Wilson, Jeff
The Sky's the Limit - Hale, Miles, MMR and John Lowrance, MMR
A Special Project - Hitchcock, Chuck, MMR
St. Louis Union Station As It Was - Carstens, Hal
Styrene Tips and Techniques - Hundman, Robert L.
Terrain and Landscaping – the Woodland Scenics Way - Hale, Fran and Miles Hale, MMR
Tips and Tricks for Scratchbuilding and Kitbashing - Eaton, Leslie, MMR
Track Planning: A Hands-On Experience - Wesner, John
Traveling by Rail - Lenz, Robert
Tuning Athearn and Similar Systems - Miller, Ralph
Updates on the Sunset Valley Oregon System - Chubb, Bruce A., MMR

Upgrading and Repairing Athearn Locomotives - Vecchione, Joe
Using 3D Railroad, Concept & Design to Design Your Model Railroad - Logothetis, Nick
Vintage Dated F Units - Providenza, Jim
We're from the Government and We're Here to Help You, or How I Learned to Stop Worrying and Love the FRA - Leaman, Jeff
Weathering with Chalk - Morrison, Bob
What's in the Tool Box? - Osborn, Daniel
What's New at *System One* - Wangrow, Don
Workin' On the Railroad - Strang, Lionel

Clinics Listed by Subject

Airbrushing, Painting & Weathering

Airbrush Your Freight Car - Lee, John
Art Techniques to Enhance Realism - Miller, Ralph
Diesel Locomotive Model and Weathering Techniques - Osborne, Carter
Everything You Ever Wanted to Know about Your Airbrush But Didn't Know to Ask - Schlotfeldt, Ken
Fast and Easy Weathering - Bragdon, Joel
LaserKit's Annual Make & Take Session - Lee, John
Weathering with Chalk - Morrison, Bob

Benchwork & Track

Amateur Carpentry, Irresponsible Engineering and Dream Fulfillment - Saxon, Gary
Building an Advanced Module - Parker, Creston B.
Foam SubTerrain — the Woodland Scenics Way - Hale, Fran and Miles Hale, MMR
Handlaying a Turnout - Sperandeo, Andy
Look What's Growing in the Garden - Morris, Don and Morris, Alice
Making Turnouts Electrically Reliable - Kolm, Rich, MMR
Model Railroader Magazine's N Scale Carolina Central - Buellesbach, Melanie

Computers

Computer Interface Application Design - Katzer, Matt
Computer Uses for Model Railroaders - Keller, Christopher J.
How Computer Switchlist Will Enhance Your Operating Sessions - Farner, Doug, MMR
Interfacing a Computer to Your Model Railroad - Chubb, Bruce A., MMR
Microsoft Train Simulator — Activity Creation - Geersten, Mike
Microsoft Train Simulator — Route Building - Geersten, Mike
Using 3D Railroad, Concept & Design to Design Your Model Railroad - Logothetis, Nick

DCC

Advanced Acknowledgement: The Next Evolution for NMRA DCC - Ames, Stan
Computer Interface Application Design - Katzer, Matt
DCC: The Wave of the Future Is Now! - Ireland, Zana

Digi Hints, Tips and Tricks - Spurlock, Loy
Digital Plus by Lenz Users' Forum - Lenz, Bernd and
Deborah Ames
Digitrax User Forum - Ireland, Zana
Interfacing a Computer to Your Model Railroad - Chubb,
Bruce A., MMR
The NMRA 2001 DCC Roundtable - Ames, Stan and
Brian Barnt
Reverse Control - Spurlock, Loy
Selecting a DCC System that Best Fits Your Needs -
Ames, Stan
What's New at *System One* - Wangrow, Don

Electronics, Signaling and Detection

Interfacing a Computer to Your Model Railroad - Chubb,
Bruce A., MMR
Nano-Animation for Under \$10 - Eaton, Leslie, MMR
Signal Systems in Model Railroading - Albers, Gerry
Signaling Your Model Railroad - Chubb, Bruce A., MMR

Freight Equipment

Airbrush Your Freight Car - Lee, John
Basics of Intermodal Trailers - Kreimendahl, Brian
Building Resin Freight Cars and Structures - McGuirk,
Marty
Illinois Central Gulf Steel Cabooses: 1972 to 1987,
Prototypes and Models - Kohlberg, Daniel
Intermodal Terminals and Ramps: Prototypes and
Modeling - Kreimendahl, Brian
Modeling the Rock Island Freight Car Fleet, Circa 1952 -
Hile, Steve
Open Loads - Frankrone, Bob
Open Loads - Wickhorst, Charles
Scratch Building 101: The Very Basics - Gough, Ron

Layout Design

Breaking the Rules or How I Built the Maumee -
Darnaby, Bill
Building an Imaginary Wabash Subsidiary Railroad -
Fink, Neal
Justifying a Freelance Railroad Design - Mayer, Gene
Raising a Fallen Flag — the NKP's St. Louis Line - Koester,
Tony
Really Big Dreams in an Unlikely Not So Big Space -
Saxon, Gary
Track Planning: A Hands-On Experience - Wesner, John
Updates on the Sunset Valley Oregon System - Chubb,
Bruce A., MMR
Using *3D Railroad, Concept & Design* to Design Your
Model Railroad - Logothetis, Nick

Locomotives

Diesel Locomotive Model and Weathering Techniques -
Osborne, Carter
Tuning Athearn and Similar Systems - Miller, Ralph
Upgrading and Repairing Athearn Locomotives -
Vecchione, Joe
Vintage Dated F Units - Providenza, Jim

Miscellaneous

China Steam 2001 - Darnaby, Bill
Contest Judging - Harriman, Pat, MMR
Introduction to the NMRA Achievement Program -
Harriman, Pat, MMR
Meet the NMRA President - Pollock, Allen
A Special Project - Hitchcock, Chuck, MMR
Traveling by Rail - Lenz, Robert
We're from the Government and We're Here to Help
You, or How I Learned to Stop Worrying and Love
the FRA - Leaman, Jeff
Workin' On the Railroad - Strang, Lionel

Operations

Achieving Prototypical Operations - Chubb, Bruce A.,
MMR
Business Cars: Their Operations and Modeling
Possibilities - Hobbs, Paul
A Day in the Life of a Train Dispatcher - Gust, Steve
Freight Train Operation Handbooks - Clark, Robert A.
How Computer Switchlist Will Enhance Your Operating
Sessions - Farner, Doug, MMR
Operation Basics - Gust, Steve

Passenger Equipment

Business Cars: Their Operations and Modeling
Possibilities - Hobbs, Paul
Detailing Passenger Car Interiors - Nichols, Joe
The Lincoln Train Is Coming! Abraham Lincoln's 1865
Funeral Train. An Adventure in 1/12 Scale
Urethane Casting - Wesolowski, Wayne

Prototype Modeling

Basics of Intermodal Trailers - Kreimendahl, Brian
A Brief History of the American Gas Station and Some
Tips for Modeling One - Sacco, Jim
Hawaiian Railroads: Past and Present - Treutelaar, Ty
Illinois Central Gulf Steel Cabooses: 1972 to 1987,
Prototypes and Models - Kohlberg, Daniel
Intermodal Terminals and Ramps: Prototypes and
Modeling - Kreimendahl, Brian
The Lincoln Train Is Coming! Abraham Lincoln's 1865
Funeral Train. An Adventure in 1/12 Scale
Urethane Casting - Wesolowski, Wayne
Modeling the Chicago and Eastern Illinois Railroad -
Feeney, Kevin
Modeling the Midwest, Enjoying the Rockies—Modeling
Agriculture - Lana, Patrick, MMR
Modeling the Rock Island Freight Car Fleet, Circa 1952 -
Hile, Steve
Raising a Fallen Flag—the NKP's St. Louis Line - Koester,
Tony
Researching Your Models - Belt, Gordon
Scratch Building 102: Planning with Photos - Gough, Ron
Signal Systems in Model Railroading - Albers, Gerry
Vintage Dated F Units - Providenza, Jim

Railroad History

- The Flying Yankee — It's More than a Train - Lindblade, Carl
- Going to Work on the Wabash - Warren, Bill
- Hawaiian Railroads: Past and Present - Treutelaar, Ty
- A Look at the Illinois Central through Its Annual Reports: 1945-1962 - Feeney, Kevin
- St. Louis Union Station As It Was - Carstens, Hal

Scenery

- Creating Geodesic Foam Scenery - Bragdon, Joel
- Foam SubTerrain — the Woodland Scenics Way - Hale, Fran and Miles Hale, MMR
- Foreground Quality Trees - Huddleston, Debra
- From the Track Back - Larson, Lloyd
- Making Background Trees from Weeds - Werner, Susan
- Modeling the Midwest, Enjoying the Rockies — Modeling Agriculture - Lana, Patrick, MMR
- Realistic Carved Foam Scenery - Maladecki, Thomas
- Scenic Detailing - Swanson, Samuel
- The Sky's the Limit - Hale, Miles, MMR and John Lowrance, MMR
- Terrain and Landscaping — the Woodland Scenics Way - Hale, Fran and Miles Hale, MMR

Structures

- A Brief History of the American Gas Station and Some Tips for Modeling One - Sacco, Jim
- Building Resin Freight Cars and Structures - McGuirk, Marty
- Cities and Villages — The DPM Way - Hale, Fran and Miles Hale, MMR
- Double Wall Structure Construction - Hundman, Robert
- From the Track Back - Larson, Lloyd
- JigStones, the Kit that Doesn't Quit - Selzer, Marvin
- Kitbashing the Walthers Car Float - Nesbit, William
- LaserKit's Annual Make & Take Session - Lee, John
- Scratchbuilding Wood Structures - Persing, Ray
- Signs of the Times - Wilson, Jeff

Tools and Techniques

- Forty Years of Modeling Tips and Ideas - Wesolowski, Wayne
- Model Railroad Techniques - Ken Patterson
- Proper Lubrication of Train Equipment - Kannry, Harry
- RTV Mold Making and Resin Casting for the Modelmaker - Bragdon, Joel
- Scratch Building 101: The Very Basics - Gough, Ron
- Scratch Building 102: Planning with Photos - Gough, Ron
- Scratchbuilding and Finishing Techniques - Swanson, Samuel
- Scratchbuilding Techniques and Materials - Grosser, Rene
- Styrene Tips and Techniques - Hundman, Robert L.
- Tips and Tricks for Scratchbuilding and Kitbashing - Eaton, Leslie, MMR
- What's in the Tool Box? - Osborn, Daniel

Non-Rail and Family Clinics

The St. Louis Art Museum: Then and Now

Monday 9:00–10:00 am Jefferson A

An introduction to the Museum's artistic and architectural landmarks presented by Art Museum staff. Building a respectable art collection and a national reputation for the Art Museum were major goals of the early 20th century. The history of the Saint Louis Art Museum is a colorful and distinguished one. Come and hear about the architectural history of the Museum known as the Art Palace during the World's Fair in 1904 to the Saint Louis Art Museum of today.

Unisphere-Star Gazer

St. Louis Science Center staff

Monday 10:30-11:30 am Jefferson F

Monday 3:00-4:00 pm Jefferson F

Be a stargazer! Come and relax with us as you view the stars and constellations bringing the wonders of the night sky to you in St. Louis Science Center's Unisphere, a portable air-conditioned planetarium. This star-studded program is sure to be an eye catcher for all.

African Safari

Dee & Jean Joseph

Monday 1:00-2:00 pm Jefferson A

Tuesday 5:00-6:00 pm Jefferson A

In 1999, Dee and Jean filmed their visit to bush camps in Botswana and Zimbabwe with a private guide and their own Land Rover. They hiked through the Chobe & Hwange National Parks where game was abundant. At Victoria Falls they boarded the luxury *Blue Train* to Pretoria, S.A., toured Rovos Rail's new Central Park Station with a close inspection of their steam and restored carriages. And who but Dee could finagle a private midnight tour to photograph the steam sheds in Bullwayo? (Dee says he gives autographs too.)

Zoo Preview

Dale Knight, St. Louis Zoo

Tuesday 9:00-10:00 am Jefferson A

Thursday 9:00-10:00 am Jefferson A

Welcome to St. Louis's finest! Planning a trip to the St. Louis Zoo? Thought about going, but not sure what to see? Come look at a preview and history of the St. Louis Zoo. We will take you on a tour through our zoo and hit the highlights with special exhibits, exotic and endangered animals, and previews of upcoming attractions. This will pique your interest for the upcoming trips to the zoo planned this week or sit back and enjoy for the fun of it. Either way you will have a terrific time!

Impressionism**St. Louis Art Museum staff**

Tuesday 10:00-11:00 am Jefferson A

This clinic examines the use of light and color in 19th Century French painting. Artists tended to apply paint in intense hues and in innovative ways. These artists were original and bold in their techniques. Their application of light and color brought forth new frontiers of expression. This laid the foundation for the development of all 20th century art.

Spoon Angels**Betty Winthers**

Tuesday 11:00 am - noon Jefferson A

Thursday 11:00 am - noon Jefferson A

Come and join the fun! Betty will show you how to create a spoon angel pin. This is a make and take workshop. Make it and wear it home as a remembrance from the St. Louis 2001 Convention. A fee of \$6.00 per pin will be charged at the start of the clinic to cover the cost of materials.

The Magic of the Garden**Anita Rayfield**, Missouri Botanical Garden

Tuesday 3:30-4:30 pm Jefferson A

Enjoy a lighthearted jaunt through the Missouri Botanical Garden. This journey is a unique perspective through all the seasons. Be prepared for a magical tour of fun and entertainment.

Women In Art**St. Louis Art Museum staff**

Wednesday 9:00-10:00 am Jefferson A

This clinic is a delightful presentation, which examines the contribution and role of women in the Arts throughout history. Women have created fine art throughout every age. From antiquity to the present, women have been painters, sculptors, printmakers, weavers, stonecutters and much more. The history of women in the arts is a strong one. You will see paintings that are a testimony to the talent of women throughout the ages.

Planting to Attract Butterflies**Marshall Magner**

Wednesday 10:00-11:00 am Jefferson A

Butterflies in the garden delight those of all ages. Learn what you can do to encourage butterflies in your garden. Tips will be provided by a master gardener to tell you what butterflies and moths you will be able to attract and what plants you can grow to provide food for both adults and larvae.

The Lure of the Asian Gardens

Jacqueline Mitchell

Wednesday 2:00-3:00 pm Jefferson A

This slide presentation gives an overview of Japanese and Chinese gardens. The use of symbolism and asymmetry will illustrate the similarities and differences between these two gardens and feature pictures taken by the presenter while traveling through Japan and China.

Pop Impressions from Europe & the U.S.A.

St. Louis Art Museum staff

Thursday 10:00-11:00 am Jefferson A

This is a presentation of ninety works highlighting the important roles played by printed art in the pop aesthetic world. Artists featured in this session will be Andy Warhol, Roy Lichtenstein, Robert Indiana, and Gerhart Richter. These prints are organized thematically featuring multiples, math media, consumer culture, and politics.

Dulcimer on the Rails

Judy Johnston

Thursday 2:00-3:00 pm Jefferson A

Friday 1:30-2:15 pm Jefferson A

Judy is an accomplished musician who will play train tunes on her Mountain Dulcimer and Autoharp. She will feature tunes such as *The Rock Island Line*, *Wabash Cannonball*, *Wreck of the Old Ninety-Seven*, *Mountain Railroad* and others. Judy has performed at Civil War reenactments, Blue Grass Festivals, and programs for the Daughters of the American Revolution. Come, relax, enjoy, and have fun!

Garden Photography: The Art of Seeing

Christine Fuerhoff, Missouri Botanical Garden

Friday 9:00-10:00 am Jefferson A

Christine Fuerhoff has been a Master Gardener with the Missouri Botanical Garden since 1986. She was voted "Master Gardener of the Year" in 1994. She writes a monthly garden column for the *Ladue News* in St. Louis. Christine shares her tips for capturing the beauty of the world around us with her camera. Come and find out how best to photograph your garden railway and what plants are perfect to start your own garden layout.

Earth Balloon

St. Louis Science Center staff

Friday 11:30 am – noon Missouri

Friday 1:00-1:30 pm Missouri

Friday 2:15-2:45 pm Missouri

Journey to the center of the Earth with us. Step inside our 19-foot inflatable model of the physical Earth. View the sights and learn some geographical facts about our Earth. Step inside our wonderful world!

Layout Tours

Please note that we cannot guarantee timely return. Therefore convention attendees are discouraged from booking back-to-back tours.

Bus Loading Instructions

Tour bus departures will be from the Tour Departure Area located in the Exhibit Hall. This area also contains the Tour Desk and sandwich cart. You should arrive in the tour departure area a minimum of 15 minutes prior to the published departure time of your tour. Check this program or your ticket for the departure time. We will announce tours in the Tour Departure Area about 15 minutes prior to departure. About 10 minutes prior to departure we will begin boarding the buses. Buses are scheduled to leave the hotel at the published departure times. Bus boarding is limited to those who are in the queue in the Departure Area. Each bus tour will be assigned a departure "gate" and those with tickets for the announced tour can be seated in the designated gate area. The Master Schedule beginning on page 101 of this program lists all Layout Tours by date and time.

Layout Tour Etiquette

Would you want a guest in your home to pick up everything, to look it over without first asking, or perhaps put down wet glass on a nicely polished wood table? **Of course not!** The rules of good etiquette one observes as a house guest also apply when visiting a model railroad.

- **Never** pick up anything. If you need a better view, ask the owner for permission.
- Never lean on a layout.
- Do not touch, scratch, feel or move anything.
- Do not smoke in a host's home.
- Don't be so quick to point out a "better way."
- Be tolerant of scale and skills. If you can't say something nice, well ... silence is golden.
- Sign the guest book and thank the host and hostess.
- Respect the host's property, both inside and outside his home.
- Do not dominate the host's time. Others may have questions or comments, too. The same goes for the best viewing area. Let everyone enjoy the layout.
- If you see someone violating the rules, remind them.
- Ask permission to take photographs. Any photos you take are for your own personal use and are not to be sold or used commercially. Commercial

photo rights belong to the layout owner.
Remember that others want to see the layout too.
Don't block aiseways when photographing.

- Above all, don't be so serious! This is, after all, a hobby and it is **fun**!

Tour Listings

Tours visit all of the layouts listed for that tour. When there are multiple buses for a tour, all the layouts on that tour will be visited by each bus, but in a different order so that only one bus is at a layout at a time. Check the daily updates for any layout changes or cancellations.

Spirit of St. Louis

Tour #21114, Mon 8:00 am-12:15 pm, \$18

Tour #22114, Mon 1:15 pm-5:30 pm, \$18

Bill Beilstein

Ken Hartley, Baltimore & Ohio

Bob Lenz, Colorado & Western

Ty Treutelaar, Aina Nani Railway

Missouri River Eagle

Tour #22101, Mon 12:30 pm-6:00 pm, \$18

Tour #33101, Tue 5:30 pm-11:00 pm, \$18

Ric Golding, Kaskaskia Valley Railway

Brad Joseph, MMR, Union Pacific

Ralph Miller, Midwest & Northern Rail System

John Winter, JDS&E / Pennsylvania Railroad

Banner Blue

Tour #22109, Mon 1:15 pm-5:30 pm, \$18

Tour #23109, Mon 6:30 pm-10:45 pm, \$18

Scott Bimson, Alton and Southern

Kevin Hampton, CSX Cumberland Division

Gary Hoover, Missouri, Kansas & Quincy

Mike Peters, Wyoming RailLink

Mark Twain Zephyr

Tour #22113, Mon 12:30 pm-5:15 pm, \$18

Tour #23113, Mon 6:00 pm-10:45 pm, \$18

Big Bend Railroad Club, Ozark & Springfield

Glenn Mueller, Mississippi Valley Traction Co.

Cliff Saxton, Cochran Valley Scenic Railway

Les Walker, Tweetsie and the East Broad Top

Ted Williams, Wabash Tenth District

Sunshine Special

Tour #23102, Mon 6:00 pm-10:45 pm, \$18

Tour #33102, Tue 1:00 pm-5:45 pm, \$18

Ralph Boyd, R&N Railroad

Kenneth Kroschwitz, K-10 Model Trains

Metro East Model RR Club, Litchfield & Madison

Don Take

Twentieth Century Limited

Tour #23118, Mon 6:00 pm-10:15 pm, \$18

Tour #33118, Tue 6:00 pm-10:15 pm, \$18

Richard & Venita Lake

El Dorado & El Reno Railroad / CRI&P

St. Louis HO Gaugers, Missouri Central Lines

St. Louis Lionel Club

Ulrich Wagner, Gottardt-Simplon-Bahn

Daylight Special

Tour #31116, Tue 7:30 am-12:15 pm, \$18

Tour #41116, Wed 7:15 am-noon, \$18

Len Applebaum, New Mexico Western

Greg Gray, San Miguel Southern Railroad

John "Helix" Hardy

St. Jacques Northern / Great Northern

Richard Schumacher and **Suzi Mestres**

St. Louis Southern

Blue Bonnet

Tour #32106, Tue 12:30 pm-5:30 pm, \$18

Tour #33106, Tue 6:00 pm-11:00 pm, \$18

Noel Baker, Santa Fe La Junta Sub

Eric Brooman, Utah Belt

Chuck Graham, Cumbres & Toltec

Bob Johnson, Pseudo SOO

Bill Wehmeier, Katy, KCS and Wabash

City of St. Louis

Tour #32112, Tue 1:15 pm-5:45 pm, \$18

Tour #43112, Wed 6:00 pm-10:30 pm, \$18

Bob Buschart

Herb Gilden, Hi-Sioux Southern Railroad

Randolph Meyer

Canyon & Rocky Mountain Railroad

Don Reineri, Chesterfield & Eldon

Ann Rutledge

Tour #33115, Tue evening tba, \$18

Tour #53115, Thr 6:00 pm - 10:45 pm, \$18

Craig Brown, Copperplate / Rio Grande Southern

Kirkwood Railroad Association

Bob O'Neill, Pennsy & NYC

Dave Roeder, Webster Groves & Fenton

Mike Swederska

Cannonball

Tour #33107, Tue 6:00 pm-11:00 pm, **canceled**

Colorado Eagle

Tour #42103, Wed 12:30 pm-5:15 pm, \$18

Tour #43103, Wed, 6:00 pm-10:45 pm, \$18

Jim & Sheila Heizer, Union Pacific

Dee Joseph, Harriman-Hill Lines

Pete Smith, Loon Lake Railway & Navigation Co.

Carl Winkler

Morning Star

Tour #42111, Wed 12:30 pm-4:45 pm, \$18

Tour #51111, Thr 7:45 am-12:15 pm, \$18

Dave Bartz, Santa Fe

Rich Jennings, Megan's Ferry Railroad

Dr. Harvey & Betty Walker, B&H RR

John Welther, Pheasant Run Railway Co.

Zephyr Rocket I

Tour #43119, Wed 6:00 pm-10:30 pm, \$18

Hank Kraichely, Burlington Route

Dave Lyon, Downe & Audt Line

Dave Reed, Southern Pacific

Ken Thompson, Baker Creek & Sun Valley

Zephyr Rocket II

Tour #42119, Wed 12:45 pm-5:15 pm, \$18

Hank Kraichely, Burlington Route

Pat Mullins, Connecticut Yankee RR

Dave Reed, Southern Pacific

Ken Thompson, Baker Creek & Sun Valley

Ozark Zephyr

Tour #43120, Wed 6:00 pm-10:30 pm, \$18

Tour #53120, Thr 6:15 pm-10:45 pm, \$18

Jim Anderson, Eureka and Western

Lawrence Sayre

St. Louis & Rolla RR / Sunshine Railroad

Jack Templeton, Buffalo, Pittsburgh & St. Louis

Ty Treutelaar, Aina Nani Railway

Blue Bird

Tour #51110, Thr 7:00 am-12:15 pm, \$18

Tour #52110, Thr 1:00 pm-6:15 pm, \$18

Kevin Hampton, CSX Cumberland Division

Gary Hoover, Missouri, Kansas & Quincy

Ray Magoffin

Don Taschner

Green Diamond

Tour #51117, Thr 7:30 am-noon, \$18

Tour #61117, Fri 8:00 am-12:30 pm, \$18

John C. Kalin, San Juan Southern

David Lotz, Burlington & Missouri River Railroad

Mark Soughers

Dave Stortzum, Burlington Route

Katy Flyer

Tour #52105, Thr 1:15 pm-5:45 pm, \$18

Jim Agnew, Ajuga Flats

Ray Boismenue, Brittany Short Line

Curt Regensberger, The Streator Connection

Pete Smith, Loon Lake Railway & Navigation Co.

Texas Special

Tour #53104, Thr 6:15 pm-10:45 pm, \$18

Jim Agnew, Ajuga Flats

Ray Boismenue, Brittany Short Line

Curt Regensberger, The Streator Connection

Carl Winkler

Lone Star

Tour #53108, Thr 6:00 pm-10:45 pm, \$18

Noel Baker, Santa Fe La Junta Sub

Eric Brooman, Utah Belt

Genevieve & James Liston

Ron Schlueter, San Jose Southern

Evansville Express

Tour #54125, Thr 7:00 am-5:00 pm, \$45

Rick Rideout, Louisville & Nashville

Jim Bengert, Railroad Express

Also visits the Evansville Transportation Museum and CSX Yard (Evansville, Indiana.)

Ozark Mountain Ridgerunner

Tour #63121, Fri 5:00 pm-11:00 pm, \$18

John C. Kalin, San Juan Southern

Herb Koenig, Cordite and Flatriver

Bob Lenz, Colorado & Western

Randolph Meyer

Canyon & Rocky Mountain Railroad

Ty Treutelaar, Aina Nani Railway

Model Railroad Photography with Gary Hoover

Tour #41155, Wed morning tba, \$30

Tour #42145, Wed afternoon tba, \$30

Tour #43122, Wed 6:30 pm-10:30 pm, \$30

Gary Hoover, Missouri, Kansas & Quincy

Realistic Scenery with Eric Brooman

Tour #42123, Wed 1:30 pm-5:30 pm, \$30

Eric Brooman, Utah Belt

Painting Realistic Backdrops with Greg Gray

Tour #52124, Thr 1:00 pm-5:00 pm, \$30

Greg Gray, San Miguel Southern Railroad

Layout Descriptions

Listed alphabetically by owner's last name. See the Index for listings by owner's first name and by model railroad name.

Jim Agnew

Ajuga Flats

Katy Flyer

Tour #52105, Thr 1:15 pm-5:45 pm, \$18

Texas Special

Tour #53104, Thr 6:15 pm-10:45 pm, \$18

Jim has three separate G scale layouts, two inside and one in the "wilds" of his backyard. Indoors are a 20'x6' dog bone featuring American steam and diesel

plus a 30'x3' point to point European prototype running under overhead wire. Outside there is a 20'x38' loop with several passing sidings and spurs. The outdoor layout features Digitrax control of motive power, Phoenix sound, and air pressure control of the siding turnouts. Featured in the December 2000 issue of the *NMRA Bulletin*.

Jim Anderson**Eureka and Western*****Ozark Zephyr***

Tour #43120, Wed 6:00 pm-10:30 pm, \$18

Tour #53120, Thr 6:15 pm-10:45 pm, \$18

This freelance HO layout is set in the midwest and has been under development for over eight years. The 50'x12' layout represents a Class 1 railroad with trackage rights for all of the railroads found in eastern Missouri and western Illinois. Featured are a large coal mine and an oil refinery, along with an engine servicing area and large yard. A multi-track staging yard is hidden from view under the layout. DCC is being installed.

Len Applebaum**New Mexico Western Railway*****Daylight Special***

Tour #31116, Tue 7:30 am-12:15 pm, \$18

Tour #41116, Wed 7:15 am-noon, \$18

The HO scale NMWRR is a freelance modern day railroad based on the ATSF and SP prototypes. The railroad operates from Amarillo, TX to Barstow, CA with mostly bridge traffic for the ATSF and SP. The area modeled is central and western New Mexico. There are numerous intermodal and coal trains on this 30'x40' linear walkaround layout with a double track mainline. Motive power is mostly late generation diesels with thirty trains a day passing through the area. 30" minimum radius with spiral easements on code 83 wood and concrete ties. Digitrax DCC control.

Noel Baker**Santa Fe La Junta Sub*****Blue Bonnet***

Tour #32106, Tue 12:30 pm-5:30 pm, \$18

Tour #33106, Tue 6:00 pm-11:00 pm, \$18

Lone Star

Tour #53108, Thr 6:00 pm-10:45 pm, \$18

This 1,300 square foot HO railroad is one of the larger single owner layouts around. The mainline is point-to-point and double tracked with staging at both ends. The era is the late 1930's to the early 1950's so steam and diesel power is included. The locale is Raton, New Mexico to La Junta, Colorado. Greg Gray did the painted backdrop. Two large yard facilities are planned with roundhouses, turntables as well as

freight and passenger yards. The model features more industrial switching than the prototype.

Dave Bartz

Santa Fe

Morning Star

Tour #42111, Wed 12:30 pm-4:45 pm, \$18

Tour #51111, Thr 7:45 am-12:15 pm, \$18

This 12'x32' (with 7'x12' staging yard) HO layout depicts the Trinity Division of the Santa Fe Railroad. Both steam, as well as diesels, are seen on this 50's era empire. The double track main is protected by operating 3-color signals, while operating dwarf signals protect some 30 turnouts.

Bill Beilstein

Spirit of St. Louis

Tour #21114, Mon 8:00 am-12:15 pm, \$18

Tour #22114, Mon 1:15 pm-5:30 pm, \$18

This freelance 30'x18' HO layout is set in Missouri and Illinois, 1960-1970. See diesel (and some steam) trains cover ground on this Midwestern layout with some Union Pacific run-throughs. Digitrax DCC, UP mainline, switching industrial branchline.

Jim Bengert

Railroad Express

Evansville Express

Tour #54125, Thr 7:00 am-5:00 pm, \$45

Featured in the April 1998 issue of *O-Gauge Railway*, this layout runs off TMCC command control.

Big Bend Railroad Club

Ozark & Springfield

Mark Twain Zephyr

Tour #22113, Mon 12:30 pm-5:15 pm, \$18

Tour #23113, Mon 6:00 pm-10:45 pm, \$18

Built in the historic Webster Groves train station on the Frisco mainline, this 18'x60' O scale club layout has a five scale mile mainline point to point run, a stomping ground for Challengers, Big Boys, Y6Bs, E8s, ABA F-unit lashups and impressive passenger trainsets. The 40 members of the club, which has existed since 1938, are proud of their rolling mountainous scenery, a couple of really big bridges, and excellent trackwork. The four mainlines are operated from controls on an elevated platform above one end of the layout.

Scott Bimson

Alton and Southern

Banner Blue

Tour #22109, Mon 1:15 pm-5:30 pm, \$18

Tour #23109, Mon 6:30 pm-10:45 pm, \$18

Prototype modeling of St. Louis and East St. Louis of the 1970s-1980s is the setting of this 22'x34' HO railroad with many scratch and kit-bashed structures. Digitrax DCC controls the over 1,000 feet of track

including a trip over the 25-foot long MacArthur Bridge. Watch operations at Alton & Southern A&S hump yard while other Midwestern railroads (UP, MP, CNW, MKT, and others) arrive and depart the yard. Trains arrive from a hidden staging yard. Approximately 20% of the layout will be finished for the tour.

Ray Boismenue

Brittany Short Line

Katy Flyer

Tour #52105, Thr 1:15 pm-5:45 pm, \$18

Texas Special

Tour #53104, Thr 6:15 pm-10:45 pm, \$18

This G scale outdoor 17'x25' layout features three separate mains, bridges, and a large trestle. Various steam and diesel powered trains will be seen including locomotives and both sound and smoke. The BSL has great buildings and beautiful plants.

Ralph Boyd

R&N Railroad

Sunshine Special

Tour #23102, Mon 6:00 pm-10:45 pm, \$18

Tour #33102, Tue 1:00 pm-5:45 pm, \$18

This beautiful HO layout represents a fictitious small branchline in the late 1940's near Thurmond, West Virginia, and features the Nickel Plate Railroad serving two major coal mines and a small marshalling yard. Much of the exposed single track in the 13'x27' room is hand-laid and features a 33" minimum radius, two reverse loops and hand-made turnouts. Scratchbuilt and commercial kit structures dot the rural landscape backed by hand painted distant mountains with stormy and clear skies with clouds so real you'll forget they are painted. A creek edges Mill Creek Mine #2 and flows by a deserted mill. Digitrax DCC.

Eric Brooman

Utah Belt

Blue Bonnet

Tour #32106, Tue 12:30 pm-5:30 pm, \$18

Tour #33106, Tue 6:00 pm-11:00 pm, \$18

Lone Star

Tour #53108, Thr 6:00 pm-10:45 pm, \$18

Realistic Scenery with Eric Brooman

Tour #42123, Wed 1:30 pm-5:30 pm, \$30

The new Utah Belt is an expanded version of the original with a similar modern southwest theme. Set in northern New Mexico, the 165' mainline runs through desert and mountain scenes. A linear sound-the-walls design with a central peninsula is used. The mainline connects two staging areas of six 20' reverse loops stacked over each other. Intermodal, unit coal trains and manifests pulled by modern EMD power

keep the rails polished on this intermountain bridge route. The original Utah Belt was featured in many issues of both *Model Railroader* and *Railroad Model Craftsman*.

Craig Brown

Copperplate / Rio Grande Southern

Ann Rutledge

Tour #33115, Tue evening tba, \$18

Tour #53115, Thr 6:00 pm – 10:45 pm, \$18

This HO_{n3} Colorado layout features beautiful scenery, backgrounds and hand-laid track. See Ophir Loop, Trout Lake, and Lizard Head along with great trestles and brass engines. This layout was featured in the March 2001 issue of the *NMRA Bulletin*.

Bob Buschart

City of St. Louis

Tour #32112, Tue 1:15 pm-5:45 pm, \$18

Tour #43112, Wed 6:00 pm-10:30 pm, \$18

CB&Q is the emphasis on this large 30'x26' HO railroad, although both the UP and Santa Fe make their appearance. Multi-cab lash-ups and long trains are frequent on this layout which features three yards, one of them primarily for reefers. A coal mine, diesel facility and other assorted industries are in evidence. Mountains and 800' of track provide a setting in which trains can appear and disappear seemingly at will. Hidden yards below the layout provide storage for several trains.

Harold Dill

Santa Fe – Western Division

Micro Engineering (prototype tour) 22216 & 52216

This fine HO layout is based on Harold's 40 years as a fireman and engineer on the Santa Fe's Western Division between Newton and Dodge City, Kansas. The layout concept is to have many trains, passenger and freight, steam through with minimal operator input. It is based on rail-fanning rather than prototype operation. The 19'x41' layout includes 165' of code 83 double tracked mainline with additional hidden trackage. Set in the 1940-1960 era, steam and diesel locomotives pull their loads through the beautifully landscaped scenes.

Gateway Division NMRA

Gateway Central 9

NTS Display

Each year the Gateway Division creates a project layout which is given away at our annual train show. This year's highly transportable project layout demonstrates what can be done in HO in a minimum space (3'8" by 5'8") and features donated items from Life-Like, Atlas, Bachmann, Woodland Scenics, Athearn, Badger-Modelflex, and other manufacturers.

Herb Gilden**Hi-Sioux Southern Railroad*****City of St. Louis***

Tour #32112, Tue 1:15 pm-5:45 pm, \$18

Tour #43112, Wed 6:00 pm-10:30 pm, \$18

This 38'x12' HO railroad features the prototype Southern Railroad during the 1950-1970 period. It was featured in the May 2000 issue of *Model Railroader*.

This steam and diesel layout has a dog bone mainline depicting the Smoky Mountain areas of Tennessee and the Carolinas. The Smoky Power Co. has been recreated along with a very large yard. Coal and wood (for charcoal) are the main commodities. The layout features a scratchbuilt Union Station and power plant, seven bridges, a trestle, heavy industrial manufacturing, extensive coal mining areas, plus a working 3-color signal system. There is also a scratchbuilt dam, outstanding backdrops, and a lighted city by night.

Ric Golding**Kaskaskia Valley Railway*****Missouri River Eagle***

Tour #22101, Mon 12:30 pm-6:00 pm, \$18

Tour #33101, Tue 5:30 pm-11:00 pm, \$18

This beautifully laid out and executed G garden railroad has over 400' feet of track with more under construction. A point to point plan provides operational variety for both steam and diesel locomotives and uses various radio-control battery powered equipment and sound systems (Locolink, RCS, Aristo Train Engineer). Structures, water effects, innovative garden railroad design concepts. Featured cover layout in the May 2001 *NMRA Bulletin*.

Chuck Graham**Cumbres & Toltec*****Blue Bonnet***

Tour #32106, Tue 12:30 pm-5:30 pm, \$18

Tour #33106, Tue 6:00 pm-11:00 pm, \$18

The Fourth Division is a 13'x13' two-level layout depicting standard and narrow gauge from Alamosa (Colorado) westward to Chama (New Mexico) and beyond. The upper level is a loop-to-loop narrow gauge featuring Chama, Cumbres Pass and a freelanced Toltec Mining District. Operation includes locomotive sound and occasional doubleheaders up The Hill. Scenery on the upper level is 75% complete with most of the structures, many scratchbuilt, in place. The lower level is still under construction, and will have a dual gauge yard at Alamosa with connections to a standard gauge folded loop and a 4½ turn narrow gauge helix to the upper level. DCC and Soundtraxx in HO/HOn30.

Greg Gray

San Miguel Southern Railroad

Daylight Special

Tour #31116, Tue 7:30 am-12:15 pm, \$18

Tour #41116, Wed 7:15 am-noon, \$18

Painting Realistic Backdrops with Greg Gray

Tour #52124, Thr 1:00 pm-5:00 pm, \$30

The On3, SMS RR is patterned after the Rio Grande Southern and runs from Telluride to Ridgeway, Colorado where it interchanges with both a standard Colorado & Pacific) and On2 guage (the Silver Ridge) railroad. Great running motive power takes a back seat to the magnificent mountains and painted backdrops which recreate the grandeur of Colorado. Digitrax Radio Chief. This layout was featured in the August 2000 issue of the *NMRA Bulletin*.

Kevin Hampton

CSX Cumberland Division

Banner Blue

Tour #22109, Mon 1:15 pm-5:30 pm, \$18

Tour #23109, Mon 6:30 pm-10:45 pm, \$18

Blue Bird

Tour #51110, Thr 7:00 am-12:15 pm, \$18

Tour #52110, Thr 1:00 pm-6:15 pm, \$18

Enjoy a trip to the Allegheny Mountains of Southwestern Pennsylvania and Northwestern Maryland as you tour the Cumberland Division of the CSX from Cumberland to Connellsville. The layout features the world famous Sandpatch grade where multiple unit modern horsepower heads up unit trains of coal, autoracks, and intermodal double stacks. Amtrak appears twice a day and tourist trains operated by the Somerset and Taylorsville Railroad are also seen. This modern, around the walls, HO layouts fills a 23'x43' basement and uses Digitrax DCC. Visible track is code 83 and code 70, some hand laid. The over 200 foot mainline is supported by staging for thirty-two trains in hidden yards.

John "Helix" Hardy

St. Jacques Northern / Great Northern

Daylight Special

Tour #31116, Tue 7:30 am-12:15 pm, \$18

Tour #41116, Wed 7:15 am-noon, \$18

This freelance 30'x33' railroad runs from Chicago to Seattle. The main area modeled is on the Columbia River in western Washington. Great Northern has running rights on this 1947-1970 era layout featuring code 83 main lines and code 70 yard trackage, lots of mountains, and some river traffic. Oh yes, you can find a few custom designed helixes here as well.

Ken Hartley**Baltimore & Ohio*****Spirit of St. Louis***

Tour #21114, Mon 8:00 am-12:15 pm, \$18

Tour #22114, Mon 1:15 pm-5:30 pm, \$18

B&O of the 50s runs through a number of scenes patterned after the prototype. Watch sixty different twenty-car trains appear and disappear at different locations east and west along the mainline. See them leaving and arriving New York City, whizzing or creeping between Baltimore and Washington, DC, going up or down the eastern slope of the Allegheny Mountains in the Potomac River valley, through the Alleghenies – and all on four track operation. HO 32'x24', with one aisle enclosed by a B&O coach.

Jim & Sheila Heizer**Union Pacific – Helix Division*****Colorado Eagle***

Tour #42103, Wed 12:30 pm-5:15 pm, \$18

Tour #43103, Wed, 6:00 pm-10:45 pm, \$18

The “UP Helix Division” is a family project started in 1997. It is located in Sheila’s garage which is now the train room (the garage door was replaced by a wall). The 12'x18' layout has three levels connected by a double track seven-turn helix which includes 16 switches and two reversing ways and a reversing loop. Control is by Digitrax, with Red Caboose, Intermountain, IMX, Proto 2000 and OMI rolling stock. The layout is set in the transition period for steam and diesel operations.

Gary Hoover**Missouri, Kansas & Quincy*****Banner Blue***

Tour #22109, Mon 1:15 pm-5:30 pm, \$18

Tour #23109, Mon 6:30 pm-10:45 pm, \$18

Blue Bird

Tour #51110, Thr 7:00 am-12:15 pm, \$18

Tour #52110, Thr 1:00 pm-6:15 pm, \$18

Model Railroad Photography with Gary Hoover

Tour #41155, Wed morning tba, \$30

Tour #42145, Wed afternoon tba, \$30

Tour #43122, Wed 6:30 pm-10:30 pm, \$30

The MK&Q is a contemporary layout occupying 1,200 square feet. The railroad features highly detailed individual scenes from the Midwest to the California Coast. It was the featured layout in *Great Model Railroads 1994* and has appeared in numerous *Model Railroader* and Walther’s catalog photos. You will see tree covered ridges and mountains in summer as well as with winter snow. See the desert, red rock canyons, plus an unbelievable ocean scene. Tunnel doors open and close, warning lights flash, and semaphore signals display track status. MK&Q and Santa Fe/BNSF locomotives power most of the traffic, with CSX and

Utah Railway also common. Most recently featured in the October 2000 issue of *Model Railroader* and Allen Keller's "Great Model Railroads 34" video.

Rich Jennings

Megan's Ferry Railroad

Morning Star

Tour #42111, Wed 12:30 pm-4:45 pm, \$18

Tour #51111, Thr 7:45 am-12:15 pm, \$18

Megan's Ferry is a fictional town in mid-Missouri drawn from memories of the real towns of Fayette, Glasgow, New Franklin, Booneville and Rocheport. It is served by the family owned and operated shortline, Megan's Ferry Railroad, with interchange from the Missouri Pacific and Missouri-Kansas-Texas. The layout is HO scale on an "L" girder shelf 32 feet long and up to 3 feet deep. The timeframe is October during the late 1950's. This is the 4th Megan's Ferry layout, with many of the buildings carried forward with each improved version.

Bob Johnson

Pseudo SOO

Blue Bonnet

Tour #32106, Tue 12:30 pm-5:30 pm, \$18

Tour #33106, Tue 6:00 pm-11:00 pm, \$18

The new Pseudo Soo Line (PSL) is the reincarnation of the well known PSL in Golden Valley, Minnesota. Over 250 model railroaders visited the old PSL, and it hosted two operation sessions, during the NorthStar99 NMRA National Convention. The new PSL is in a 50'x22' area using an around the wall design with a long center peninsula. The mainline is a closed loop with two single ended staging yards that represent Sault Ste. Marie (the Soo) and Minneapolis. The modeled portion of the railroad runs from Rhinelander to Cameron, in north-central Wisconsin. Branchlines reach Rice Lake and Ashland. The layout is set in the mid-1950's. Digitrax DCC. The backdrop features over 50 feet done with stamp art by Prue Johnson.

Brad Joseph, MMR

Union Pacific

Missouri River Eagle

Tour #22101, Mon 12:30 pm-6:00 pm, \$18

Tour #33101, Tue 5:30 pm-11:00 pm, \$18

You'll feel like you're in Wyoming when you step into this model of the UP over Sherman Hill from Cheyenne to Laramie. There are also separate C&S and CB&Q routes to Denver. This double deck HO layout features several scenes modeled after specific spots on Sherman Hill. Eras are mixed freely, so expect to see heavy steam moving iced reefer blocks and wide cab Dash 8's pulling low sulfur western coal in action! A nine track staging yard with a turntable, and the fully sceniced and operational town of Greely,

Colorado, are recent additions to this nationally published layout.

Dee Joseph**Harriman-Hill Lines*****Colorado Eagle***

Tour #42103, Wed 12:30 pm-5:15 pm, \$18

Tour #43103, Wed, 6:00 pm-10:45 pm, \$18

This system features big time transition era railroading. PFM sound equipped roster includes famous power from the UP and GN. Look for many name trains like the Empire Builder, City of Portland, Oriental Limited and several smaller trains. Witness beautiful mountains and many bridges as you follow the UP-GN's joint line between Denver and Glacier National Park. Finally, go into the adjacent room to the working CTC board. Featured in *Model Railroader* And the *NMRA Bulletin*.

John C. Kalin**San Juan Southern*****Green Diamond***

Tour #51117, Thr 7:30 am-noon, \$18

Tour #61117, Fri 8:00 am-12:30 pm, \$18

Ozark Mountain Ridgerunner

Tour #63121, Fri 5:00 pm-11:00 pm, \$18

The SJS is an Sn3 23'x50' layout modeled after the Colorado narrow gauge. Operation on the SJS is point to point over 225 feet of mainline track with a varying height between 44" to 73". The layout portrays the RGS from Ridgeway to Rico during the late 1930s to early 1940s. Trains start at Ridgeway/Rico (which is a double ended staging yard) and proceed to Vance Junction, Ophir, the High Line and Lizard Head. At Vance Junction, the 150' long Telluride Branch runs to Telluride and Pandora. Scenery is approximately 50% complete. Easy DCC and Soundtraxx.

Herb Koenig**Cordite and Flatriver*****Cannonball***

Tour #33107, Tue 6:00 pm-11:00 pm, **canceled**

Ozark Mountain Ridgerunner

Tour #63121, Fri 5:00 pm-11:00 pm, \$18

The C&F is a fictitious narrow gauge railroad located in Colorado during the 30's. This HO/HOn3 Colorado layout occupies an 18'x22' room. Breathtaking scenery, with the layout extending from knee level to the ceiling, and a seven foot curved trestle, greets the visitor while hand laid ties and rail make this step back to railroading's glory days complete. See the scratchbuilt model of the Devil's Gate Bridge of George Town Loop fame. Backdrop painted by Greg Gray. Digitrax DCC.

Hank Kraichely

Burlington Route

Zephyr Rocket

Tour #43119, Wed 6:00 pm-10:30 pm, \$18

Tour #42119, Wed 12:45 pm-5:15 pm, \$18

The CB&Q IL/MO division depicts the run from St. Louis (MO) to Alton (IL). Several large industrial complexes feed business to the "Q" including the 5'x8' Portland Cement Co, Portland's Missouri River quarry, a large brewery complex, plus many other industries. Katy has trackage rights, plus there is an active interchange with the Terminal Railroad (TRRA) and MP. Digitrax walk around throttles are used on this large 28'x38' C shaped layout with an additional layout extension under construction. This HO layout was featured on the cover of the June 2001 issue of the *NMRA Bulletin*.

Kenneth Kroschwtz

K-10 Model Trains

Sunshine Special

Tour #23102, Mon 6:00 pm-10:45 pm, \$18

Tour #33102, Tue 1:00 pm-5:45 pm, \$18

Ken has a huge HO layout under construction, which fills a 60x81 foot room. The layout is designed for operation with two 255-foot loops powered by conventional DC block control. In addition, Ken also has two upper level Digitrax DCC loops which combine into a single main line. These loops cover 550 feet in a twice around the layout movement. The layout features three very large yards and a switching branchline. Approximately 95% of the track has been installed while scenery is in an early stage. The layout room has an elevated viewing area and is completely handicapped accessible. The K-10 Hobby Shop (618-288-9720) is located in the same building.

Kirkwood Railroad Association

Ann Rutledge

Tour #33115, Tue evening tba, \$18

Tour #53115, Thr 6:00 pm - 10:45 pm, \$18

This large 30'x40' HO club layout has two large freight and passenger yards along with a scratchbuilt St. Louis station and engine facility. Long steam and diesel powered trains run on this 1950-1970 era railroad.

Richard and Venita Lake

El Dorado & El Reno Railroad / CRI&P

Twentieth Century Limited

Tour #23118, Mon 6:00 pm-10:15 pm, \$18

Tour #33118, Tue 6:00 pm-10:15 pm, \$18

This golden era layout features a double deck climb through the Ouachita Mountains of western Arkansas from the industrial hub of El Dorado to the CRIP/KCS interchange yard at Howe Wye, OK. Interchange traffic from the Rock Island, St. Louis Southwestern

and St. Louis Southern appears on “The Golden Route.” Multiple staging tracks at both ends of the line allow realistic 1950’s era operation with both steam and diesel power. One branch serves Lillie (La) while another with meander its way to the scenic summit of Rich Mountain. North Coast Engineering DCC and Soundtraxx. Construction began December 1999.

John Leahy

Micro Engineering (prototype tour) 22216 & 52216

This freelance 12’x20’ HO railroad runs throughout the Midwest in the late 1950s to mid 1960s. You’ll see steam and diesels running through a double helix from the lower staging to the main level. Burlington, Frisco, UP and IC trains operate on this layout. Digitrax DCC. Benchwork 100%, electrical 75%, scenery 30%.

Bob Lenz

Colorado & Western

Spirit of St. Louis

Tour #21114, Mon 8:00 am-12:15 pm, \$18

Tour #22114, Mon 1:15 pm-5:30 pm, \$18

Ozark Mountain Ridgerunner

Tour #63121, Fri 5:00 pm-11:00 pm, \$18

Be treated by this HO/HOn3 layout set in Colorado. The standard gauge Colorado and Western interchanges with the narrow gauge Aspen Junction in a dual gauge yard. The narrow gauge mining line climbs from 48” to 74” through a series of switchbacks as it serves the mining district around Basalt and Aspen. The layout occupies a 20’x40’ room with bridges, trestles, lots of rockwork, and scenery to the ceiling. Night operation is simulated with black light which displays the fully lit town to its fullest. Take in the tons of detail and the many trestles.

Genevieve & James Liston

Cannonball

Tour #33107, Tue 6:00 pm-11:00 pm, **canceled**

Lone Star

Tour #53108, Thr 6:00 pm-10:45 pm, \$18

This “L” shaped layout is constructed of two 4’x8’ boards and features over 70 feet of trackage. It is a multi-era Lionel layout with numerous working accessories. Department 56 ceramic building and trees covers the portion of the layout not already covered by track. Half of the layout is a quaint village with City Hall, Mayor’s mansion, library, churches, homes and a town square with streetlights. The other half has an industrial setting with yard lights, smoking chimneys, telephone poles, crossing gates, station, diner and coaling station. Be prepared for a walk down memory lane when you visit this fine Lionel layout.

David Lotz

**Burlington & Missouri River Railroad
*Green Diamond***

Tour #51117, Thr 7:30 am-noon, \$18

Tour #61117, Fri 8:00 am-12:30 pm, \$18

The B&MRRR is an HO scale layout depicting the Burlington to Creston, Iowa portion of the CB&Q as if it maintained its autonomy in 1872, becoming a wholly owned subsidiary of the CB&Q. Actual construction began in January 2000 on this around-the-room, bi-level layout in a 37x30 foot basement. Departing the Galesburg staging yard, the 300' double-tracked mainline will cross a selectively compressed, yet 16' long bridge over the Mississippi, goes through the Burlington yards, ascends the West Burlington Hill and past a planned, scale-sized, nine-foot long locomotive shop at West Burlington before proceeding westward through Osceola to the Creston staging yard. Operation is controlled with Digitrax DCC. The scenery will be designed for multi-era operating sessions spanning the 1930's through the 1980's.

Dave Lyon

**The Downe & Audt Line
*Zephyr Rocket I***

Tour #43119, Wed 6:00 pm-10:30 pm, \$18

The freelance HO layout is set in the 1950-1960 era and represents a small branchline that struggles to service the local timber trade (mostly defunct) and an abandoned bat guano mining operation. A small farm trade and passenger service to nearby Downe Town completes the revenue picture for this small line. With trackage winding through the mountainous plains area of somewhere in mid-America, the D&AL features steam and early diesel motive power acquired somewhat late in life from various better known lines. Digitrax DCC.

New Switzerland Club

NTS

This mixed era, freelance, NTRAK modular 17'x28' layout features walkaround radio control, staging yards running into the center of the layout, and a mountain branchline. The 24 members are especially proud of their coal mine, grain elevators and cities on this N version of the Boulder, Denver & Northwestern, which was called the "Switzerland" line. This railroad is anticipated to be on display at the National Train Show.

Ray Magoffin

Blue Bird

Tour #51110, Thr 7:00 am-12:15 pm, \$18

Tour #52110, Thr 1:00 pm-6:15 pm, \$18

The 11'x22' HO railroad is a modified version of the Atlas "Pan Handle" over and under design with

additional track and siding. The four track classification yard and small locomotive service facility is connected to the mainline with two wyes. Three cabs operate steam and diesel motive power of different railroad, past and present.

Boeing (McDonnell Douglas) Model Railroad Club
NTS

These two modular layouts are housed in trailers owned by the group and set up for charitable organizations and train shows. This railroad is anticipated to be on display at the National Train Show.

Metro East Model Railroad Club

Litchfield & Madison

Sunshine Special

Tour #23102, Mon 6:00 pm-10:45 pm, \$18

Tour #33102, Tue 1:00 pm-5:45 pm, \$18

This 18'x27' layout of the Litchfield & Madison is built in a fire station in Glen Carbon, IL. The 900 total feet of trackage depicts scenes from historic Glen Carbon between 1920 and 1945 and features its three main railroads: Illinois Central, Nickel Plate, and Litchfield & Madison. The layout includes Peter's Station grain elevator, the brick works, three coal mines, IC and NKP stations, and many other local landmarks and industries. 91 Tortoise powered turnouts and six cabs.

Randolph Meyer

Canyon & Rocky Mountain Railroad

City of St. Louis

Tour #32112, Tue 1:15 pm-5:45 pm, \$18

Tour #43112, Wed 6:00 pm-10:30 pm, \$18

Ozark Mountain Ridgerunner

Tour #63121, Fri 5:00 pm-11:00 pm, \$18

A 54'x26' Sn3 John Armstrong custom designed layout using covered background corners and ceiling set in the high mountains of Colorado. The scenery extends from near the floor to the ceiling, with extensive scenic backdrop paintings by Greg Gray. The backdrop and scenery are designed to highlight the extensive collection of highly detailed PBL narrow gauge (Soundtraxx equipped) engines. The line climbs from a 52" dual gauge yard at Salida to a 67" switchback mining area in the Red Mountains. Two branchlines provide additional lumber and mining traffic for the mainline narrow gauge D&RGW. Control is with Digitrax DCC. Randy is famous for his plaster scenery clinics (where he covers the room in plastic first). This layout is on the cover of the February 2001 *NMRA Bulletin*.

Midwest Valley Modelers

NTS

This layout depicts individual scenes in Illinois and Missouri you would find along "Route 66" during the fifties. A unique aspect of this transportable 35'x9.5' layout is the uniformly flowing scenery between "modules" providing tight integration of the scenes. The layout features a "sunlight" quality directional lighting system, handlaid code 70 track, scale wheelsets, and prototype-sized turnouts including number 20 crossovers. The scenery features a number of novel techniques and materials to create extremely realistic and photogenic effects. Ten modelers, including nationally known Ken Patterson and Mike Buddy, have combined their talents to make this a truly captivating layout. Most recently featured in *Great Model Railroads 2001*. This railroad is anticipated to be on display at the National Train Show.

Ralph Miller

Midwest & Northern Rail System

Missouri River Eagle

Tour #22101, Mon 12:30 pm-6:00 pm, \$18

Tour #33101, Tue 5:30 pm-11:00 pm, \$18

The MW&N leases engines and rolling stock, operates yards, and does repair work on railroad equipment. It operates throughout Illinois, Wisconsin and Minnesota. The main operating theme is the mining of iron ore - from pit to steel mill. The layout is in a 15'x20' room and built on two levels. The "L" shaped upper deck features a large yard and adjacent big city. The lower "G" shaped deck supports mining and other industries. A hidden inner railroad climbs the wall, connecting the two levels. A five track hidden staging yard is located beneath the lower deck. The railroad has 540 feet of track and 63 turnouts. It uses Digitrax DCC. "It's a work in progress where the visitor can expect to see some partially completed scenery and rolling stock and some raw benchwork."

Glenn Mueller

Mississippi Valley Traction Co.

Mark Twain Zephyr

Tour #22113, Mon 12:30 pm-5:15 pm, \$18

Tour #23113, Mon 6:00 pm-10:45 pm, \$18

This O scale interurban layout consists of a 9'x18' section of "city" and 12'x15' section of "suburban" landscape. All power is delivered through the overhead trolley which Glenn swears works flawlessly when only he is observing. The roster contains five passenger interurbans (including a Pacific Electric 1300 series combine and an Indiana RR lightweight), a North Shore locomotive, Pacific Electric and Indiana RR freight motors and a motorized Corgi St. Louis PCC streetcar. An Illinois Terminal Alton center door car has been recently added. Most of the buildings in

the “city” are scratchbuilt copies of actual 19th century buildings in St. Louis. Drawings were scaled from photos and the models built of 5/16” cast hydrocal walls.

Pat Mullins

Connecticut Yankee RR

Zephyr Rocket II

Tour #42119, Wed 12:45 pm-5:15 pm, \$18

This 1960s northeastern HO railroad, in a 16’x22’ room with hidden staging in an adjoining room, has over 200 feet of track and conventional two-cab control. See mountains, wood and steel trestles, and a kitbashed bridge.

Bob O’Neill

Pennsy & NYC

Ann Rutledge

Tour #33115, Tue evening tba, \$18

Tour #53115, Thr 6:00 pm – 10:45 pm, \$18

Big steam rules this beautiful PRR & NYC interchange point O scale 16’x32’ railroad in a dedicated room above a two-car garage. A large yard with city scene is the setting for the 22 engines (some with PFM sound) and over 200 freight cars which operate on this layout. Bob also has a very large tinplate collection that will also be on display.

Mike Peters

Wyoming RailLink

Banner Blue

Tour #22109, Mon 1:15 pm-5:30 pm, \$18

Tour #23109, Mon 6:30 pm-10:45 pm, \$18

1990s modern railroading on the BNSF Casper subdivision is modeled as if it was sold to a new railroad, the Wyoming RailLink. This “L” shaped 33’x54’ HO railroad is designed for operations using a dispatcher with a working CTC panel and signals. Walkaround RailCommand throttles control the 24 to 30 trains that run in a typical operating session. The line is single track with passing sidings, and includes BNSF and UP run-through trains.

Quincy Society of Model Engineers (QSME)

Chesapeake & Lake Erie

Operations SIG Event

The theme of the CL&E is a 1958-era single-track bridge route in North Central Pennsylvania featuring a mixture of diesel and steam traffic. Seven scale miles of hand laid track, heavy freight traffic, the large yard at Keating, narrow-gauge coke operations, and more await the visitor in the 16’x70’ train room. The layout, and the Quincy Society of Model Engineers, were featured as the cover story in the April 1989 issue of *Model Railroader*. The QSME has approximately 40 members who have regular operating sessions on this

completely sceniced railroad, using a combination of DCC and radio-analog control with computer generated switch lists.

Dave Reed

Southern Pacific – Donner Pass

Zephyr Rocket

Tour #43119, Wed 6:00 pm-10:30 pm, \$18

Tour #42119, Wed 12:45 pm-5:15 pm, \$18

SP Sacramento Division fills an “L” shaped room 11’x13’x17’. The layout, when complete, will have three levels with east and west bound staging and continuous running. The layout models Donner Pass 1979-1988. See helpers work their way through Colfax to Norden/Tunnel #41 (the big hole). The route covers Colfax, Long Ravine, Cape Horn, Gold Run, Emigrant Gap, Yuba Pass, Butte Canon bridge/Shed #10, Soda Springs, and Norden (and tunnels 41, 33, 34, 35, & 36 along the way).

Curt Regensberger

The Streator Connection

Katy Flyer

Tour #52105, Thr 1:15 pm-5:45 pm, \$18

Texas Special

Tour #53104, Thr 6:15 pm-10:45 pm, \$18

The Streator Connection models the connecting point of the Santa Fe and Conrail railroads at Streator, Illinois. This 30’x32’ HO scale layout has 32” minimum radius curves, a maximum 1.3% grade, and is a loop-to-loop design with two independent mainlines. The layout features a large freight yard, an engine terminal, a 3-track intermodal facility, a steel mill, and passenger facilities.

Don Reineri

Chesterfield & Eldon

City of St. Louis

Tour #32112, Tue 1:15 pm-5:45 pm, \$18

Tour #43112, Wed 6:00 pm-10:30 pm, \$18

The late 50’s are represented on this fine 31’x25’ Lionel layout featuring multiple trains operating on interconnected main lines. The layout is designed in five sections and displays a large collection of Lionel equipment and accessories including a turntable, logging and coal operations, an airport, towns and various industries. Scenery includes a freight yard, kitbashed and scratchbuilt buildings and structures, in addition to the automated Lionel accessories. Trains are operated by Command Control and include sound.

Rick Rideout

Louisville & Nashville

Evansville Express

Tour #54125, Thr 7:00 am-5:00 pm, \$45

Based on the L&N Henderson Subdivision from Evansville, Indiana to Nashville, Tenn., this spectacular 35'x70' 1970s-era HO layout features a fully signaled, 500-foot single track mainline with eight passing sidings, a Union Switch and Signal style dispatcher's panel (controlling the 3-color searchlight signals and mainline turnouts), Bruce Chubb C/MRI interface system, and RailCommand throttles. Fast clocks and speed recorders are located all around the layout. The scenery, of the farmland and rolling hills of Kentucky and Tennessee, is over half finished. The layout provides a wealth of mainline traffic with piggyback, freight and coal trains, and plenty of industries to be switched. A car forwarding computer program custom made for this layout generates switch lists. This layout was the featured cover story in the September 1991 issue of *Model Railroader*, and can be seen in Alan Keller's "Great Model Railroads #9" video.

Dave Roeder

Webster Groves & Fenton

Ann Rutledge

Tour #33115, Tue evening tba, \$18

Tour #53115, Thr 6:00 pm - 10:45 pm, \$18

This HO scale industrial bridge line, set in St. Louis County, Missouri of the 1980s, receives traffic from the Burlington Northern. See highly detailed scenes at the many industries served by the railroad - a cement plant, two grain elevators, a power plant, salvage yard, lumber yard, an oil loading dock, and another ten industrial sites. The layout is 99% complete with abundant details in every scene. There are more than 400 vehicles on the roads and in the parking lots. The five track lower staging yard is over 40 feet long, and connects to a 117 foot single track mainline with a 10 track main yard. Fans of the modern era will enjoy the many pieces of weathered rolling stock and detailed flat car loads, some of which were featured in the November 1999 issue of the *NMRA Bulletin*.

Saint Charles Model Railroad Club

NTS

The 60'x80' layout depicts a line running from St. Louis to KC during the 1940-50s. Two extensive yards produce lots of traffic. Main features to look for include the extremely large over and under figure eight configuration and the steam engine facility. This railroad is anticipated to be on display at the National Train Show.

St. Louis HO Gaugers

Missouri Central Lines

Twentieth Century Limited

Tour #23118, Mon 6:00 pm-10:15 pm, \$18

Tour #33118, Tue 6:00 pm-10:15 pm, \$18

A tradition in the St. Louis model railroading community, the St. Louis HO Gaugers were founded in 1951 and are celebrating their 50th anniversary this year. The Missouri Central Lines is a 20'x48' layout with two yards (12-track freight yard and 40-car passenger yard) and 370 feet of mainline. Located in its own building, the layout features scratchbuilt buildings and bridges, hand laid track, realistic scenery, working signals, a large engine facility, and thirty feet of river and limestone cliffs patterned after Missouri's river bluffs. Equipment prior to 1930 is operated the first four months of the year. The second third of a year portrays the 1940-1960 with steam and first generation diesels. The operations year closes with modern equipment.

St. Louis Lionel Club

Twentieth Century Limited

Tour #23118, Mon 6:00 pm-10:15 pm, \$18

Tour #33118, Tue 6:00 pm-10:15 pm, \$18

Description.

Cliff Saxton

Cochran Valley Scenic Railway

Mark Twain Zephyr

Tour #22113, Mon 12:30 pm-5:15 pm, \$18

Tour #23113, Mon 6:00 pm-10:45 pm, \$18

The centerpiece "White Sulphur Springs Division" is a 20'x18' American Flyer S-gauge layout filled with memories from the 1950s & 1960s (including a three-screen drive-in theater) and featuring original AF accessories and buildings, as well as lots of rolling stock. Four trains operate along a double-track mainline which, at one point, parallels a Plasticville main street and a residential area served by a working trolleybus line, then a mountain loop and on through an agricultural valley. Other divisions (companion layouts) feature smaller N-scale and two-level Lionel operations. A Schucco Disneyland monorail encircles the fully animated 30-ride "Laura Highlands" HO-scale amusement park, with its Z-gauge kiddie train.

Lawrence Sayre

St. Louis & Rolla RR / Sunshine Railroad

Ozark Zephyr

Tour #43120, Wed 6:00 pm-10:30 pm, \$18

Tour #53120, Thr 6:15 pm-10:45 pm, \$18

A visit to this layout will afford the visitor a chance to see TT scale in action! Not just TT, but also TTn31/2 on this "F" shaped layout. The narrow gauge Sunshine RR is a steam and diesel operation that

accesses a transportation museum and a time treatment plant with its dual gauge load track. This line also passes in from of a 15' mountain (a scale 312' high and 1,800' long!). The SSRR consists of 165' of trackage including a yard with dual gauge track conversion operation. The SL&RR is a standard gauge line with passenger terminal and freight yard in 65' of track. The layout includes a zoned sound system - the factory hums, a house is under construction, birds chirp on the mountainside, and more.

Ron Schlueter**San Jose Southern*****Cannonball***

Tour #33107, Tue 6:00 pm-11:00 pm, **canceled**

Lone Star

Tour #53108, Thr 6:00 pm-10:45 pm, \$18

The SJS is based on the Denver & Rio Grande Western standard gauge line from Miniturn, Colorado, to Tennessee Pass set in the 1950s. Heavy manifest freights, passenger service, a local, helper locomotives with 3% grades, and the Rocky Mountains provide the setting. Twenty-two miles of railroad torture. Walkaround design with lower staging level, the layout features 140' of seamless aluminum backdrop of prototype scenes painted by Greg Gray. Digitraxx DCC, HO 13'x44', 145' mainline, code 83, 70 and 50 rail.

Richard Schumacher and Suzi Mestres**St. Louis Southern*****Daylight Special***

Tour #31116, Tue 7:30 am-12:15 pm, \$18

Tour #41116, Wed 7:15 am-noon, \$18

The SLS connects St. Louis through Mississippi into the bayou country of Louisiana to the heavy industrial port of New Orleans (on the lower deck). Another division of the Delta Route (on the upper deck) branches in southern Missouri to the southwest to reach Texarkana and the Texas "chemical belt." Trains from connecting roads (MP, Santa Fe, Cotton Belt, IC) use these lines to carry traffic and relieve their congested rails. When completed, the HO St. Louis to New Orleans route will travel almost 4 scale miles in the 34'x42' railroad room. The 35'x26' double-deck "first phase" area will be on display. North Coast Engineering DCC is used for control, and the layout features steam and diesel engines with Soundtraxx sound.

Pete Smith

Loon Lake Railway & Navigation Co.

Colorado Eagle

Tour #42103, Wed 12:30 pm-5:15 pm, \$18

Tour #43103, Wed, 6:00 pm-10:45 pm, \$18

Katy Flyer

Tour #52105, Thr 1:15 pm-5:45 pm, \$18

Experience logging, mining and waterfront operations in Sn3 on this 28'x20' layout. DC cabs with Soundtraxx controls Shays and Heislars crawling on code 55 and 70 rail on the loop-to-loop 125 foot mainline.

Mark Soughers

Green Diamond

Tour #51117, Thr 7:30 am-noon, \$18

Tour #61117, Fri 8:00 am-12:30 pm, \$18

This 20'x18' N scale layout depicts the era following WWII (1945-1950s) with steam and early diesels running on two mainlines. Digitrax DCC.

Dave Stortzum

Burlington Route

Green Diamond

Tour #51117, Thr 7:30 am-noon, \$18

Tour #61117, Fri 8:00 am-12:30 pm, \$18

CB&Q of the mid-1950s. A single track loop configured to look like a double track mainline. See November 2000 *Rail Model Journal*. Hilly and rocky terrain, 22 tunnels, over 4,400 handmade deciduous trees, lots of mainline run. N 38'x16'.

Mike Swederska

Ann Rutledge

Tour #33115, Tue evening tba, \$18

Tour #53115, Thr 6:00 pm - 10:45 pm, \$18

This 30'x15' dual gauge S/Sn3 railroad is designed for operational fun. The "U" shape has a narrower "leg" against a wall with the other 10'x8' "leg" accessible from both sides. All track is hand laid on spline roadbed cut from poplar and notched Homosote.

Don Take

Sunshine Special

Tour #23102, Mon 6:00 pm-10:45 pm, \$18

Tour #33102, Tue 1:00 pm-5:45 pm, \$18

Midwest of the 1960s and 1970s provides the setting for these twenty-seven (27) N scale modules designed to move. Undulating hills with reverse loops to allow continuous run. Don't miss the G shelf layout in the same room (with a 6' bridge).

Don Taschner***Blue Bird***

Tour #51110, Thr 7:00 am-12:15 pm, \$18

Tour #52110, Thr 1:00 pm-6:15 pm, \$18

1950s transition period HO/HOn3 8'x22' layout featuring great award-winning scratchbuilt and kit based structures, wonderful running equipment, and dual gauge trackage. 130' double track standard gauge mainline for steam and diesel operations with an eight track main yard. Benchwork is 1"x4"s with a 2" foam base. Aristocraft and PFM Sound control.

Jack Templeton**Buffalo, Pittsburgh & St. Louis*****Ozark Zephyr***

Tour #43120, Wed 6:00 pm-10:30 pm, \$18

Tour #53120, Thr 6:15 pm-10:45 pm, \$18

See HO, N, Z and G all in one stop! The HO layout includes an amusement park with its own N scale park train, a cable car, an inclined railroad, two trolley lines and an underground coal mine. The outdoor G layout has a long trestle with over 500 feet of track. The 2'x'4 Z scale layout features an over and under trestle.

Ken Thompson**Baker Creek & Sun Valley*****Zephyr Rocket***

Tour #43119, Wed 6:00 pm-10:30 pm, \$18

Tour #42119, Wed 12:45 pm-5:15 pm, \$18

Beautiful SP equipment operates on this compact but highly detailed 10'x13' HO layout set in the high desert. The double track mainline may be viewed from outside the loop or in the center via a duckunder. 1950 or 1980 era changes by changing rolling stock. Perfect ballast. A G layout is mounted on the upper wall of Ken's family room.

Ty Treutelaar**Aina Nani Railway*****Spirit of St. Louis***

Tour #21114, Mon 8:00 am-12:15 pm, \$18

Tour #22114, Mon 1:15 pm-5:30 pm, \$18

Ozark Zephyr

Tour #43120, Wed 6:00 pm-10:30 pm, \$18

Tour #53120, Thr 6:15 pm-10:45 pm, \$18

Ozark Mountain Ridgerunner

Tour #63121, Fri 5:00 pm-11:00 pm, \$18

ANG (eye-nah non-ee, "beautiful land") carries agricultural traffic from sugar mills to docks on the 35'x50' G freelance layout of Hawaiian railroading during the 1930s. See tidal pools, mountains, flumes, trestles and cliffs. The mainline is 187 feet with an additional 225 feet of sidings and yards. Design considerations included broad aisles, no duck unders, no doorway problems, hidden structural support, room to socialize, and benchwork that would blend

and become part of the furnishings (a mixture of pine and red oak). Backdrops are enlarged historical pictures of Hawaii. This layout was featured in the May 2001 issue of the *NMRA Bulletin*.

Wabash, Frisco & Pacific Railroad

Prototype tour #41203

This live steam 12" gauge railroad features a two (actual) mile round trip along the scenic Meramec river, partly on the old MoPac right of way, with a wye on one end and a roundhouse on the other. An additional turntable is located on a siding near the middle of the route and passenger station. The 50 members operate numerous steam, and some diesel, engines on this naturally scenic layout.

Ulrich Wagner

Gottardt-Simplon-Bahn

Twentieth Century Limited

Tour #23118, Mon 6:00 pm-10:15 pm, \$18

Tour #33118, Tue 6:00 pm-10:15 pm, \$18

This Swiss Alps European layout with steam, diesel and traction allows you to travel the countryside and into the Swiss Alps. The modern Swiss era (1960-1990) is faithfully reproduced in detail including city and country living, tunnels and high stone bridges. Like Switzerland itself, 99% of the layout has overhead catenary with all electric locomotives running with the pantographs up. HO 24'x18', complete scenery.

Dr. Harvey and Betty Walker

B&H RR

Morning Star

Tour #42111, Wed 12:30 pm-4:45 pm, \$18

Tour #51111, Thr 7:45 am-12:15 pm, \$18

HO freelance 1950-1960 era 15'x12' layout with complete scenery focuses on the Southwest United States. The main layout is on a 6'x11' table with an urban scene and yard. The three mainlines on the table access an oval helix to reach a 6'6" high shelf that leads to a sceniced around the ceiling layout on the perimeter of the 42'x27' railroad room. Radio-controlled power packs, two reverse loops, industrial and residential areas, lake, extensive landscaping, and four painted wall murals.

Les and Mary Jo Walker

Tweetsie (ET&WNC) and the East Broad Top

Mark Twain Zephyr

Tour #22113, Mon 12:30 pm-5:15 pm, \$18

Tour #23113, Mon 6:00 pm-10:45 pm, \$18

If you like super detail and prototype modeling, this layout is a must see. Steam and diesel operate on this HO/HOn3 26'x14' layout of the ET&WNC and a generous portion of the East Broad Top. The two sister railroads are finally joined here on this layout.

Johnson City and Mount Union yards are modeled with their dual gauge trackage, and the ET&WNC's Doe River Gorge section won and NMRA Merit Award. There is some standard gauge representing the Pennsy and the Clinchfield - sometimes running Cotton Belt stuff. Infrared control and sound. Plan to have 95% of the scenery complete for the Convention.

Bill Wehmeier**Katy, KCS and Wabash*****Blue Bonnet***

Tour #32106, Tue 12:30 pm-5:30 pm, \$18

Tour #33106, Tue 6:00 pm-11:00 pm, \$18

The Kansas City area in the late 60's is represented on this 29'x17' layout. Red MKT diesels dominate, but there is also a good representation of KCS and Wabash with a little RI also present. A very large city is modeled which contains a scale 450' steel viaduct. There is also a huge grain elevator and industrial area with in the street running. All motive power is custom painted and detailed. Layout featured in the July 2000 issue of the *NMRA Bulletin*.

John Welther**Pheasant Run Railway Co.*****Morning Star***

Tour #42111, Wed 12:30 pm-4:45 pm, \$18

Tour #51111, Thr 7:45 am-12:15 pm, \$18

See a 30' trestle and 1930s Missouri mining structures in the wilds of John's backyard. Prototypes on which this layout is based include the Manns Creek RR in West Virginia and the Dolly Varden mine. Beautiful custom locomotives and rolling stock complete this fine G 1:20 scale 20'x30' layout.

Ted Williams**Wabash Tenth District*****Mark Twain Zephyr***

Tour #22113, Mon 12:30 pm-5:15 pm, \$18

Tour #23113, Mon 6:00 pm-10:45 pm, \$18

The Wabash Tenth District of the Decatur Subdivision from Bluff, Illinois to Hannibal, Missouri modeled in HO. The layout reflects the Wabash just prior to the N&W merger in the fall of 1964. You will see the lift bridge at Valley City, IL and the swing bridge at Hannibal. Every effort has been made to recreate the prototype including a scratch built model of the unique Wabash coaling tower, custom made searchlight and three-color signals, plus all railroad structures are painted in prototype colors. First generation diesels and a Wabash business train travel through the highly detailed scenes along a right of way which even includes Wabash whistle and mile posts. Featured in the December 2000 issue of *Model Railroader*.

Carl Winkler

Colorado Eagle

Tour #42103, Wed 12:30 pm-5:15 pm, \$18

Tour #43103, Wed, 6:00 pm-10:45 pm, \$18

Texas Special

Tour #53104, Thr 6:15 pm-10:45 pm, \$18

This layout utilizes seven cabs to run a major freight and passenger yard, seventeen track engine facility, and hundreds of feet of mainline trackage. Beautiful western scenery and a large city complete the railroad. Things to look for during your visit include many locomotives and hundreds of weathered freight cars of various prototypes including CP, MP, NP, GN & UP. Layout featured in the June 2000 issue of the *NMRA Bulletin*.

John Winter

JDS&E / Pennsylvania Railroad

Missouri River Eagle

Tour #22101, Mon 12:30 pm-6:00 pm, \$18

Tour #33101, Tue 5:30 pm-11:00 pm, \$18

This extremely detailed 14'x13' "U" shaped layout depicts a bridge route for the Pennsylvania RR between Johnstown and Collinsville, PA. The B&O also has trackage rights over the railroad. Small, highly detailed scenes featuring scratch built structures are the hallmark of this outstanding layout. Featured as a cover article in *Model Railroader*.

Prototype and Industrial Tours

*Please note that we cannot guarantee timely return.
Therefore convention attendees are discouraged from
booking back-to-back tours.*

Bus Loading Instructions

Tour bus departures will be from the Tour Departure Area located in the Exhibit Hall. This area also contains the Tour Desk and sandwich cart. You should arrive in the tour departure area a minimum of 15 minutes prior to the published departure time of your tour. Check this program or your ticket for the departure time. We will announce tours in the Tour Departure Area about 15 minutes prior to departure. About 10 minutes prior to departure we will begin boarding the buses. Buses are scheduled to leave the hotel at the published departure times. Bus boarding is limited to those who are in the queue in the Departure Area. Each bus tour will be assigned a departure "gate" and those with tickets for the announced tour can be seated in the designated gate area. The Master Schedule beginning on page 101 of this program lists all Prototype and Industrial Tours by date and time.

IN ST. LOUIS
VISIT... Tinker Town Inc.

- **BRASS – AREA'S LARGEST SELECTION!!!**
NARROW & STANDARD GAUGE---
NEW ITEMS ARRIVE REGULARLY!
- **COLLECTORS CORNER – BOOKS, KITS, ETC.....**
- **DETAIL PARTS**
- **BOOKS**
- **TOOLS**
- **SCRATCH-BUILDING SUPPLIES**
- **AND...MORE...FOR OVER 40 YEARS!!!**

APPROX. 20 MINUTES FROM DOWNTOWN!
TAKE I-64/US 40 WEST TO EXIT 28C, RIGHT ON
CLAYTON RD. ½ MILE.

9666 CLAYTON RD (1 MILE E. OF LINDBERGH)
(314) 991-4311

EXTENDED EVENING HOURS
MON Thru FRI. 9:30 TO 8:00
SATURDAY 9:30 TO 5:00

Prototype Tour Etiquette

Many of the prototype and industrial tours will be conducted on railroad or industrial private property. All visitors should keep in mind we are guests, these are industrial facilities that are dangerous if safety practices are not followed, and so we should conduct ourselves accordingly.

- Stay with the group. Wanderers may find themselves stranded or removed from the tour and placed back on the bus.
- Unauthorized entry onto railroad property is trespassing. Violators will find themselves removed from the tour and placed back on the bus and/or subject to arrest.
- Follow the instructions listed for proper dress at these facilities.
- Some tours will require the wearing of hard hats and safety glasses provided by the host. **Wear them at all times.**
- You are an ambassador for the NMRA and model railroaders in general. The Golden Rule is a good guide.

Most of the hosts of the industrial tours and some of the prototype tours will require visitors to sign a release form that **hold harmless and otherwise waive any and all claims against the host**. If you do not want to sign such a form, you will not be allowed entrance to the facility.

Most of these tours will allow photography, however some may restrict or prohibit it. Follow the instructions in the tour descriptions or requested by the host.

General Railroad/Industrial Tour Dress Code

The recommended dress code for industrial and railroad facility tours include:

- Comfortable walking shoes. No open toes and no high heels. Hard soles are preferred.
- Long pants.
- Shirts or blouses.

Some tours have specific dress code requirements that must be followed to participate in that tour.

Tour Descriptions

St. Louis Iron Mountain and Southern Railway Murder Mystery / Dinner Trip

Tour #13575, Sun, July 8, 1:30-8:30 pm, \$75

Ride the St. Louis Iron Mountain and Southern for a murder mystery dinner. Enjoy your meal while you join in on the fun of solving a murder or just enjoy the three-hour train ride. The train leaves Jackson,

Missouri, and returns there. *There is a two-hour bus ride each way.*

Anheuser Busch Brewery

Tour #22207, Mon, July 9, 1:00–3:30 pm, \$18

Tour the century old brewery, home of the *Budweiser Clydesdales* and the “King of Beers.” See a multimedia presentation that tells the story of the brewing process. Watch the fast paced canning lines and see the brewmasters at their trade. Browse **Bud World** for your tour souvenirs.

Museum of Transportation / Frisco 1522

Tour #21204, Mon, July 9, 8:30 am–noon, \$21

Tour #51204, Thr, July 12, 8:30 am–noon, \$21

All modes of transportation equipment are on display (boats, planes, cars, etc.), but railroading is the primary focus. See a Union Pacific Big Boy, a DD40, a Reading Camelback, the GM demonstrator FT, Burlington Zephyr, a Santa Fe “Santa Fe” and other unique, unusual, and **old** equipment. Also see the WWII Gooney Bird (C-47), Bobby Darin’s “Dream Car” and one of two surviving, operable 1963 Chrysler turbine cars. The Frisco 1522 steam locomotive will be steamed up.

Micro Engineering Company

Tour #22216, Mon, July 9, 1:00–4:30 pm, \$18

Tour #52216, Thr, July 11, 1:00–4:30 pm, \$18

This respected supplier to the model railroad hobby and industry will show and explain their research and design process. Micro Engineering focuses on prototypical trackwork supplies. Two model layouts will also be visited: Harold Dill’s Santa Fe – Western Division HO, based on his 40 years as a fireman and engineer on the line between Newton and Dodge City, Kansas, and John Leahy’s freelance HO running through the midwest in the 50’s and 60’s.

Brown Railroad Equipment / All Track Equipment

Tour #21210, Mon, July 9, 8:30–11:30 am, \$18

Tour #51210, Thr, July 12, 8:30–11:30 am, \$18

A broker for used MOW equipment, Brown buys from the class 1’s and sells to those who need it. They have a large number of speeders on hand as well as tampers, spreaders, etc. Browse the yard and get up close to the equipment. All Track provides new and used MOW equipment for sale or lease to customers around the world. It has rebuild operations on site and lots of equipment waiting for rebuild or resale.

Required Clothing: Leather shoes, long sleeves and long pants; **no** open shoes. **No** exceptions.

Alton & Southern Yards

Tour #22280, Mon, July 9, 1:00–4:30 pm, \$20

Tour #62280, Fri, July 13, 1:00–4:30 pm, \$20

This Union Pacific subsidiary provides terminal and switching service on the east side of the river. We will see yard operations and whatever equipment is on site.

Required Clothing: Leather shoes, long sleeves and long pants; **no** open shoes. **No** red or blue shirts or caps should be worn as A&S has concerns about local gang colors.

St. Louis Railfan

Tour #21435, Mon, July 9, 8:00 am-noon, \$20

Tour #61435, Fri, July 13, 8:00 am-noon, \$20

Almost every major US railroad comes through St. Louis. Go trackside and see some of them in action. Monday and Friday tours will visit different locations.

St. Louis Railroad Stations

Tour #31275, Tue, July 10, 7:00 am-noon, \$20

The St. Louis area was served by many different railroads. Visit some of the surviving stations around the area to see how they are currently being used. Amtrak stops at the Kirkwood Station, which is on the National Historic Register. Tour will end at Union Station, now a shopping center and hotel.

Tri-City Port

Tour #32208, Tue, July 10, 1:00–4:00 pm, \$18

Tour #42208, Wed, July 11, 1:00–4:00 pm, \$18

Main commodities at this rail/barge-barge/rail facility are grain, grain products, fertilizers and general merchandise. This is an unusual opportunity to see cooperation between transportation competitors.

Melvin Price Lock and Dam #26

Tour #32214, Tue, July 10, 1:00–4:00 pm, \$18

Tour #42214, Wed, July 11, 1:00–4:00 pm, \$18

To make river barge traffic possible year round and to control the mighty Mississippi, the Corps of Engineers has built massive locks and dams. Tour the newest and largest lock and dam the Corps has built to date. Watch a large tow go through the locks located just outside Alton, Illinois. It's an impressive sight to see several hundred tons raised or lowered in the locks. (Changed from Chain of Rocks #27.)

MetroLink Shops

Tour #31201, Tue, July 10, 8:30 am–12:30 pm, \$18

Tour #52201, Thr, July 12, 12:30–4:30 pm, \$18

Tour the nation's newest and most successful transit operation. St. Louis MetroLink utilizes old and/or abandoned freight railroad right of way to serve a growing number of rail commuters every day. Downtown service is via underground tunnels that once served the business district, while the historic

Eads Bridge is the connection to the east side of the Mississippi River. The newest section extending east to Belleville, Illinois, is now open for business. Shops and repair facilities will also be visited.

Missouri Mining Museum

Tour #31230, Tue, July 10, 7:30 am–noon, **canceled**

Tour #61230, Fri, July 13, 7:30 am–noon, **canceled**

Bussen Quarry

Tour #41218, Wed, July 11, 9:00–11:30 am, \$18

Tour #42218, Wed, July 11, 1:00–4:00 pm, \$18

Open pit mining, rumbling explosions, heavy haulers, grumbling rock crushers, and rattling separators are all part of this operation.

National Steel

Tour #41217, Wed, July 11, 8:30–11:30 am, \$18

Tour #51217, Thr, July 12, 8:30–11:30 am, \$18

From pellets to product, this totally integrated steel operation is heavily dependent on rail to keep various processes in motion. Blast furnaces, rolling mills and casting operations are only some of the things to be seen. This tour is guaranteed to be hot and noisy!

No cameras or recording devices permitted.

Required Clothing: Leather shoes, long sleeves and long pants; **no** open shoes, **no** tennis shoes. *Dress code will be strictly enforced, no exceptions.*

Monticello Railroad Museum

Tour #45220, Wed, July 11, 8:00 am–4:30 pm, \$50

Seven miles of line operate between Monticello and White Health, Illinois, starting at the museum located in the former Wabash station. Museum has about 60 pieces of rolling stock on display. Includes a train ride and a photo run-by. Lunch included.

Wabash, Frisco & Pacific Railroad

Tour #41203, Wed, July 11, 9:00 am–noon, \$18

The Wabash, Frisco & Pacific is a 12" gauge railroad that operates authentically. Built in 1961, it operates live steam and diesels over a mile of Missouri Pacific's original roadbed, up and down grades, over bridges and through woodlands along the Meramec River. Climb aboard the cars for a ride.

Union Pacific Customer Service Center

Tour #41260, Wed, July 11, 9:00–11:30 am, \$20

Tour #51260, Thr, July 12, 9:00–11:30 am, \$20

Union Pacific tracks all car movements with the help of satellites so it can tell where any car is at any time. (We have been limited to only one busload per tour.) Missouri Pacific originally built this downtown building.

Terminal Railroad Association Yards

Tour #51290, Thr, July 12, 9:00 am-noon, \$20

Tour #52290, Thr, July 12, 1:00-4:00 pm, \$20

The TRRA, owned by the railroads that use it, does most of the switching activity in the St. Louis area. Tour this state of the art fully automated hump yard in Madison, Illinois.

Union Pacific DeSoto Car Shops

Tour #61245, Fri, July 13, 8:00 am-noon, \$20

See cars being rebuilt and repainted in Union Pacific's car repair shops.


Manufacturers Railway

Tour #71240, Sat, July 14, 8:15 am-12:30 pm, \$20

Anheuser-Busch owns this small switching line which performs bridge transfer service crossing the river and terminal and switching services in St. Louis.

Manufacturers also does repair work for other railroads in its shops. Locomotives and rolling stock will be on display.

HOBBY STATION



Authorized Lionel Service Station

***St. Louis' most outstanding
Hobby Store***

**We carry an extensive variety of trains
in all scales, from starter sets to rare
brass collectibles**

HOBBY STATION

301 South Kirkwood Road
in Downtown Kirkwood

Authorized Lionel Service Station

10am – 7pm M-F, Sat 10am – 5pm

Sun 12 noon – 4pm

314-822-1927

General and Family Tours

*Please note that we cannot guarantee timely return.
Therefore convention attendees are discouraged from
booking back-to-back tours.*

Bus Loading Instructions

Tour bus departures will be from the Tour Departure Area located in the Exhibit Hall. This area also contains the Tour Desk and sandwich cart. You should arrive in the tour departure area a minimum of 15 minutes prior to the published departure time of your tour. Check this program or your ticket for the departure time. We will announce tours in the Tour Departure Area about 15 minutes prior to departure. About 10 minutes prior to departure we will begin boarding the buses. Buses are scheduled to leave the hotel at the published departure times. Bus boarding is limited to those who are in the queue in the Departure Area. Each bus tour will be assigned a departure “gate” and those with tickets for the announced tour can be seated in the designated gate area. The Master Schedule beginning on page 101 of this program lists all General Tours by date and time.

Tour Descriptions

St. Louis Iron Mountain and Southern Railway Murder Mystery / Dinner Trip

Tour #13575, Sun, July 8, 1:30–8:30 pm, \$75

Ride the St. Louis Iron Mountain and Southern for a murder mystery dinner. Enjoy your meal while you join in on the fun of solving a murder or just enjoy the three-hour train ride. The train leaves Jackson, Missouri, and returns there. *There is a two-hour bus ride each way.*

St. Louis Past to Present: Cahokia Mounds & Riverboat Cruise

Tour #24301, Mon, July 9, 9:00 am–2:00 pm, \$25

Visit the largest prehistoric Indian center in America where population reached 20,000 between 700 and 1500 A.D. Weather permitting; you will have a walking tour. Then it's lunch on your own at Union Station, built more than 100 years ago, followed by a 1-hour narrated Riverboat Cruise on the Mighty Mississippi.

Ethnic St. Louis: The Churches Tour

Tour #24302, Mon, July 9, 9:00 am–4:00 pm, \$45

Visit the Shrine of St. Joseph, the only Baroque church remaining in St. Louis, built in 1844. At St. Mary of Victories, the second oldest church, enjoy a homemade meal prepared by its parishioners. Next, St. Raymond's Church built in 1800's features large golden dome in Eastern-style architecture. Finally, the

St. Louis Cathedral has the largest collection of mosaics in the world.

Lincoln Land, Springfield, Illinois

Tour #24303, Mon, July 9, 9:00 am-6:00 pm, \$55

Visit the Lincoln Home Visitor Center and 4-block area restored to its 1850's appearance. Tour the Lincoln home, Old State Capitol, and see an original copy of the Gettysburg Address in Lincoln's own handwriting. Lunch is included. Visit the Dana Thomas house, designed and furnished by Frank Lloyd Wright. The last stop is Lincoln's Tomb, resting place for Abe, Mary and 3 of their children.

A Day at Six Flags

Tour #24324, Mon, July 9, all day, **canceled**

Tour #54324, Thr, July 12, all day, **canceled**

Grant's Farm / Ted Drewes Frozen Custard

Tour #22304, Mon, July 9, 1:00 pm-4:00 pm, \$20

Grant's Farm is the 281-acre estate of the late August A. Busch, Jr. Aboard the tram, pass the log home build by Ulysses S Grant and the historic fence made of rifle barrels. A game preserve on 160 acres houses many rare breeds. Visit the stables and one of the largest collections of antique carriages and the famous Clydesdale stallion barn. Finish on historic Old Route 66 at Ted Drewes Frozen Custard, a St. Louis tradition since 1929 (dessert included).

An Evening at the Muny Opera

Tour #23323, Mon, July 9, 5:00-11:00 pm, \$65

The Muny (occasionally known as the Municipal Opera), located in Forest Park, is the largest outdoor theater in the country featuring Broadway musicals. En route your guide will give a tour of Forest Park, the site of the 1904 World's Fair and one of the largest city parks in the country. The mansions of Lindell Boulevard and the Washington University campus border the park. Enjoy a buffet dinner served on the rehearsal stage behind the main stage followed by a backstage tour. Take your seats under the stars and enjoy a *Roman Holiday*.

Gateway to St. Louis: Introductory Tour

Tour #32305, Tue, July 10, 2:00- 5:30 pm, \$17

Trace the history of St. Louis from your air-conditioned bus: Laclede's Landing on the riverfront, the Gateway Arch, Old Cathedral, Old Courthouse, and the Central West End's turn of the century mansions and Washington University's Medical Complex. Visit the St. Louis Cathedral Basilica, housing the largest collection of mosaics in the world, and the History Museum in Forest Park. One of the largest city parks in the country, Forest Park was the site of the 1904

World's Fair and is home of the St. Louis Zoo, Art Museum, Science Center and Municipal Opera.

Anheuser Busch Brewery and Ted Drewes Custard

Tour #32306, Tue, July 10, 2:00-5:00 pm, \$20

Visit the world famous *Budweiser Clydesdales* and stables, Brew House, Fermentation Building, and packaging plant. See a video about the brewing process and stop at the hospitality room. Ted Drewes Frozen Custard on historic Old Route 66, a St. Louis tradition, completes the tour.

St. Louis Zoo

Tour #32307, Tue, July 10, 2:00-5:00 pm, \$17

Plan on lots of walking on this visit to the 83-acre park, home of 6,000 different species. Begin with a visit to the Living World. A ride on the Zoo Line Railroad is included.

Historic St. Louis Progressive Dine-Around

Tour #33320, Tue, July 10, 6:00-10:00 pm, \$68

Experience a unique view of St. Louis history with a visit to two of its oldest and most well loved neighborhoods for an evening of food, drink and fun. Start with appetizers and a drink at Laclede's Landing where cobblestone streets and brick and iron-front buildings recall the riverfront days of steamboats. En route to dinner, you'll pass through Lafayette Park and Compton Heights, late nineteenth century neighborhoods. Dinner is on "The Hill," a large Italian community with a restaurant, grocery or bakery on nearly every corner. Finish with dessert on historic Old Route 66 at Ted Drewes Frozen Custard.

A Day in Forest Park

Tour #44308, Wed, July 11, 9:00 am-1:00 pm, \$16

One day isn't enough to visit all of the attractions in Forest Park, the site of the 1904 World's Fair. You'll visit the St. Louis Science Center with more than 500 hands-on exhibits and the Art Museum. With everything from mummies to modern, it's considered one of the top 10 in the country. Lunch, not included, is available at both locations.

Mark Twain Country: Hannibal, Missouri

Tour #45309, Wed, July 11, all day, **canceled**

Missouri Botanical Garden and

Historic Neighborhoods

Tour #42310, Wed, July 11, 1:00-4:00 pm, \$22

The oldest botanical garden in the country, this National Historic Landmark was founded in 1859. The tram will go through 79 acres of flora found in climates ranging from tropical rainforest to driest desert. Visit the Climatron (the first geodesic dome greenhouse based on Buckminster Fuller's design), the 14-acre Japanese Garden, and on your own the English Forest,

rose garden or leaping fountain. Then view three of St. Louis's historic neighborhoods, Compton Heights founded by German beer barons, Lafayette Square's Victorian mansions and row houses, and Soulard's working class neighborhood boasting the oldest continuous farmer's market west of the Mississippi, and nearby Anheuser Busch Brewery.

City Museum and Mississippi Riverboat Cruise

Tour #42311, Wed, July 11, 1:00-5:00 pm, \$25

Play at the City Museum, for kids of all ages, a place of fantasy, mystery, crafts, and whimsy, featuring a man-made 4,000 square foot cave, Architectural Museum, Museum of Mirth, Mystery & Mayhem, and the MoPac Arkansas Division model railroad featured in June 2000 *Model Railroader*. Then board a replica paddlewheeler and enjoy a one-hour cruise taking in the St. Louis skyline.

Mississippi Riverboat Dinner Cruise

Tour #43321, Wed, July 11, 6:30-10:00 pm, \$55

Tour #63325, Fri, July 13, 6:30-10:00 pm, \$55

Experience the Mighty Mississippi first-hand with a two-hour cruise on an authentic paddlewheeler. See the city's original settlement area at Laclede's Landing and view the St. Louis skyline as you enjoy a delicious Prime Rib dinner and listen to one of St. Louis' best Dixieland bands.

Caves and Cellars:**Meramec Cavern and Mt. Pleasant Winery**

Tour #54312, Thr, July 12, 9:00 am-5:00 pm, \$52

Meramec Caverns is Missouri's #1 show cave, considered one of the best in America. The guided tour is one hour and 20 minutes. Lunch at the Cavern Restaurant is included. Then it's on to Mt. Pleasant Wine Company, founded in 1881 in Augusta. Sample wine, fresh baked bread, and Missouri cheeses. You'll want to dress in layers — the caverns are about 60 degrees year-round.

From Mounds to Mansions

Tour #54313, Thr, July 12, 11:00 am-4:00 pm, \$38

A gourmet box lunch is provided en route to Cahokia Mounds, the largest prehistoric Indian center north of Mexico. Weather permitting, enjoy the walking Plaza Tour, climb (with steps) the man-made earthen mounds and see a wooden sun calendar. Next, visit the 42-room mansion built by Samuel Cupples in 1889 at a cost of \$500,000, featuring lavish interior, carved imported wood paneling and Tiffany stained glass. Finally see the Chatillon-DeMenil mansion, built in 1848, an excellent example of Greek Revival architecture with elegant wallpapers from France and beautiful period furnishings.

**The Butterfly House at Faust Park and
The Magic House**

Tour #54314, Thr, July 12, 11:00 am-4:00 pm,
canceled

Our Lady of the Snows

Tour #54315, Thr, July 12, 9:00 am-1:00 pm, \$18

Visit the 100-acre national shrine of Our Lady of the Snows. See the Way of the Cross, Outdoor Altar, Resurrection Garden, Lourdes Grotto, Christ the King Chapel and the Mary Chapel Memorial Garden. A tram tour of the grounds is included and time is allowed to lunch on your own at the Shrine Restaurant and to visit the gift shop.

Murder and Mystery at the Bevo Mill

Tour #53322, Thr, July 12, 6:30-10:30 pm, \$67

Hear about St. Louis' rich brewing history and the colorful Busch family as you pass Anheuser-Busch Brewery and its corporate headquarters, 70 red brick buildings covering 100 acres. Dine at the Bevo Mill, built for August A. Busch halfway between the brewery and his home, Grant's Farm. Mr. Busch studied various construction methods of Dutch windmills and used the Mill Room as his private dining room. Take on a new persona to discover the culprit in *Murder on the Mississippi* when an unpublished novel by Mark Twain "found" by billionaire Donald Frump results in foul play.

Historic St. Charles and the

First Missouri State Capital

Tour #64316, Fri, July 13, 9:00 am-2:00 pm, \$20

The first state capital was located in St. Charles in 1820. Several rooms have been restored and are furnished with antiques reflecting early 19th century life in St. Charles. Stroll Main Street, a nine-block Historic District filled with 80 restored buildings dating from 1790 to 1900. Known for its cobblestone and gas-lit streets, it is packed with antique and craft shops. Lunch on your own. Plenty of walking!

Critters and Flitters:

Butterfly House and St. Louis Zoo

Tour #64317, Fri, July 13, 9:00 am-2:00 pm, \$22

The Butterfly House in Faust Park has more than 100 species of the world's most beautiful butterflies. Then visit the world famous St. Louis Zoo, housed in Forest Park, site of the 1904 World's Fair. Begin at The Living World, and then take time to visit the 3,500 different species and the Zooline Railroad, included in your cost. The Zoo has an extensive breeding program and babies are born by the dozen each year.

Sainte Genevieve and Kimmswick

Tour #64318, Fri, July 13, 9:00 am-4:00 pm, \$40

The French village of Ste. Genevieve, Missouri, is the oldest permanent settlement in the state, founded in 1732. The guided tour includes several of the village's most historic homes dating from the 1700's. At Kimmswick, step back into the late 1700's, eat at the Blue Owl Restaurant and Bakery, and enjoy the town's many craft and antique shops.

Missouri Wine Country: Hermann, Missouri

Tour #64319, Fri, July 13, 9:00 am-3:00 pm, **canceled**


Cardinals Baseball Game

Tour #63520, Fri, July 13, 7:10 pm, \$17

Join the group in Terrace Reserve at *Busch Stadium* to see the *St. Louis Cardinals* play the *Detroit Tigers*. Game time is 7:10. Wear red. Block and a half walk west from the convention hotel.

SCHAEFER'S HOBBY SHOP, INC.

MODEL
KITS
Boats
Trains
Airplanes
Automobiles



RADIO
CONTROL
Cars
Boats
Planes
Accessories

Handicrafts – Complete Line of Supplies

Art Schaefer

4206 Virginia Avenue
St. Louis, Missouri
63111

314-352-3750
fax 314-352-4458

11659 Gravois
St. Louis, Missouri
63126

314-729-7077
fax 314-729-7323

Monday, July 9

Room/Activity	7:00 am	8:30 am	10:00 am
Clark		Nesbit: Kitbashing the Walthers Car Float	Kolm: Making Turnouts Elect. Reliable
Lewis		Ireland: DCC, the Wave of the Future	Eaton: Nano-Animation Under \$10
Jefferson DE		Darnaby: How I Built the Maumee	Hales: Foam SubTerrain, Woodland Scenics
Field		Bragdon: Geodesic Foam Scenery	(continued)
Soulard			Belt: Researching Your Models
Laclede		Wickhorst: Open Loads	Harriman: NMRA Achievement Program
Jefferson A		(9:00am) St. Louis Art Museum: Then & Now	
Jefferson F			(10:30am) Unisphere Star Gazer - SLSC
Layout Tours	Spirit of St. Louis #21114 8:00am		
Prototype Tours	St. Louis Railfan #21435 8:00am	Museum of Transportation #21204 8:30am	
		Brown/All Track Equipment #21210 8:30am	
General Tours		Cahokia Mounds Riverboat Cruise #24301 9:00am	
		Ethnic St. Louis Churches #24302 9:00am	
		Lincoln Land Springfield #24303 9:00am	
Atrium C		Canadian NMRA Meeting 8:30am	
Meramec			
Exhibit Hall			
Contest Room	Entry & Viewing (9am-6pm)		
Auction Room	Closed		

Monday, July 9, 12:30 pm

Room/Activity	12:30 pm	2:00 pm	3:30 pm
Clark	Vecchione: Upgrading & Repairing Atheam	Huddleston: Foreground Quality Trees	(continued)
Lewis		Clark: Freight Train Operation Handbooks	Keller: Computer Uses for Model Railroaders
Jefferson DE	Hales: Cities & Villages the DPM Way	Hales: Terrain and Landscaping Woodland Scenics	Hale & Lowrance: The Sky's the Limit
Field	Morrison: Weathering with Chalk	Morrison: Weathering with Chalk	
Soulard	Gough: Scratchbuilding 101: Very Basics		Ames: The Next Evolution of NMRA DCC
Laclede	Harriman: Contest Judging Clinic	Saxton: Really Big Dreams in a Not So Big Space	Saxton: Amateur Carpentry and Dream Fulfillment
Jefferson A	(1:00pm) Dee & Jean Joseph African Safari		
Jefferson F		(3:00pm) Unisphere Star Gazer - SLSC	
Layout Tours	Missouri Riv Eagle #22101 12:30pm		
	Mark Twain Zephyr #22113 12:30pm		
	Spirit of St. Louis #22114 1:15pm		
	Banner Blue #22109 1:15pm		
Prototype Tours	Anheuser Busch #22207 1:00pm		
	Micro Engineering #22216 1:00pm		
	Alton & Southern Yards #22280 1:00pm		
General Tours	Grant's Farm #22304 1:00 pm		
Atrium C		Convention Committee Chairs 2:00pm	
Meramec			
Exhibit Hall	Junior College (1:30pm-4:30pm)		
Contest Room	Entry & Viewing (9am-6pm)		
Auction Room	Closed		

Monday, July 9, 5:00 pm

Room/Activity	5:00 pm	6:30 pm	8:00 pm
Clark		Werner: Making Background Trees From Weeds	Darnaby: China Steam 2001
Lewis		Ames: Selecting the DCC System to Fit Your Needs	Persing: Scratchbuilding Wood Structures
Jefferson DE		Lee: Airbrush Your Freight Car	(continued)
Field		Bragdon: RTV Mold Making and Resin Casting	
Soulard		Leaman: Stop Worrying and Love the FRA	Warren: Going to Work on the Wabash
Laclede		Osborn: What's in the Toolbox	Spurlock: Digihints, Tips and Tricks
Jefferson A			
Jefferson F			
Layout Tours	Mark Twain Zephyr #23113 6:00pm	Banner Blue #23109 6:30pm	
	Sunshine Special #23102 6:00pm		
	20 th Century Ltd. #23118 6:00pm		
Prototype Tours			
General Tours	Evening at the Muny Opera #23323 5:00pm		
Atrium C			
Meramec			
Exhibit Hall			
Contest Room	Entry & Viewing (9am-6pm)		
Auction Room	Seller Check-In (6pm-9pm)		

Tuesday, July 10

Room/Activity	7:00 am	8:30 am	10:00 am
Clark		Wilson: Signs of the Times	Parker: Building an Advanced Module
Lewis		Ireland: DCC, the Wave of the Future	Eaton: Tips for Scratchbuilding and Kitbashing
Jefferson DE			Chubb: Signaling Your Model Railroad
Field		Bragdon: Geodesic Foam Scenery	(continued)
Soulard		Gust: Operation Basics	Gust: Day in the Life of a Train Dispatcher
Laclede		Lana: Modeling Agriculture	Wickhorst: Open Loads
Jefferson A		(9:00am) Zoo Preview	(10:00am) Impressionism
Layout Tours	Daylight Special #31116 7:30am		
Prototype Tours		Metrolink Shops #31201 8:30am	
General Tours			Non-Rail Luncheon #31502 11:30pm
Atrium C			
Meramec			
Exhibit Hall	Junior College (8:30am-11:30am)		
Contest Room	Entry & Viewing (9am-6pm)		
Auction Room	Seller Check-In (8am-noon)		

Tuesday, July 10, 12:30 pm

Room/Activity	12:30 pm	2:00 pm	3:30 pm
Clark	Albers: Signaling Systems in Model Railroading	Frankrone: Open Loads	Carstens: St. Louis Union Station As It Was
Lewis	Hundman: Styrene Tips and Techniques	Hundman: Double Wall Structure Construction	Buellsbach: N Scale Carolina Central Layout
Jefferson DE	Chubb: Interfacing a Computer to Your Model RR	Chubb: Achieving Prototypical Operations	Hales: Foam SubTerrain Woodland Scenics
Field	Hobbs: Business Car Operations and Modeling	McGuirk: Building Resin Freight Cars and Structures	McGuirk: Building Resin Freight Cars and Structures
Soulard	Keller: Computer Uses for Model Railroaders	Vecchione: Upgrading & Repairing Athearn	Ames: The Next Evolution of NMRA DCC
Laclede	Lenz: Traveling by Rail	Providenza: Vintage Dated F-Units	Swanson: Scenic Detailing
Jefferson A	(11:00pm) Spoon Angels		(3:30pm) The Magic of the Garden
Layout Tours	Blue Bonnet #32106 12:30pm		
	Sunshine Special #33102 1:00pm		
	City of St. Louis #32112 1:15pm		
Prototype Tours	Tri-City Port/Lock & Dam #32208 & #32214 1:00pm		
General Tours		Gateway to St. Louis #32305 2:00pm	
		Anheuser Busch Brewery #32306 2:00pm	
		St. Louis Zoo #32307 2:00pm	
Atrium C			
Meramec	RPM Display Opens		
Exhibit Hall	Junior College (1:30pm-4:30pm)		
Contest Room	Entry & Viewing (9am-6pm)		
Auction Room	Bidding (1pm-9pm)		

Tuesday, July 10, 5:00 pm

Room/Activity	5:00 pm	6:30 pm	8:00 pm
Clark		Parker: Building an Advanced Module	Eaton: Tips and Techniques for Scratchbuilding
Lewis		Pollock: Meet the NMRA President	Clark: Freight Train Operations Handbook
Jefferson DE		Hales: Terrain & Landscaping Woodland Scenics	Hale & Lowrance: The Sky's the Limit
Field		Bragdon: RTV Mold Making and Resin Casting	
Soulard		Leaman: Stop Worrying and Love the FRA	Wesner: Track Planning - Hands On Experience
Laclede		Chubb: Updates on Sunset Valley Oregon System	Wangrow: What's New at System One
Jefferson A	(5:00pm) Dee and Jean Joseph African Safari		
Layout Tours	Missouri Riv Eagle #33101 5:30pm		
	20 th Century Ltd. #33118 6:00pm		
	Blue Bonnet #33106 6:00pm		
	Ann Rutledge #33115 tba		
Prototype Tours			
General Tours	Progressive Dine-Around #33320 6:00pm		
Atrium C			
Meramec			
Exhibit Hall			
Contest Room	Entry & Viewing (9am-6pm)		
Auction Room	Bidding (1pm-9pm)		

Wednesday, July 11

Room/Activity	7:00 am	8:30 am	10:00 am
Clark		Katzer: Computer Interface Design	Kreimendahl: Basics of Inter-modal Trailers
Lewis		Hundman: Double Wall Structure Construction	Eaton: Nano-Animation for Under \$10
Jefferson DE		Chubb: Updates on Sunset Valley Oregon System	Chubb: Signaling Your Model Railroad
Field		Hobbs: Business Car Operations and Modeling	Wesolowski: Lincoln Train Urethane Casting
Soulard		Feeney: Illinois Central thru Annual Reports	Gust: Operation Basics
Laclede		Swanson: Scenic Detailing	Lana: Modeling Agriculture
Jefferson A		(9:00am) Women in Art	(10:00am) Planting to Attract Butterflies
Layout Tours	Daylight Special #41116 7:15am		
	Hoover Photo #41155 tba		
Prototype Tours	Monticello Railroad Museum #45220 8:00am	National Steel #41217 8:30am	
		Bussen Quarry #41218 9:00am	
		Wabash, Frisco & Pacific Railroad #41203 9:00am	
		Union Pacific Customer Center #41260 9:00am	
General Tours	Golf Tournament #44503 7:30am	Day in Forest Park #44308 9:00am	
Atrium C			
Meramec			
Exhibit Hall		Junior College (8:30am-11:30am)	
Contest Room	Judging, Open for Viewing (9am-4pm)		
Auction Room	Bidding (8am to 10-11am close)		

Wednesday, July 10, 12:30 pm

Room/Activity	12:30 pm	2:00 pm	3:30 pm
Clark	Kreimendahl: Intermodal Terminals/Ramps	Fink: Building an Imaginary Wabash Subsidiary RR	Kreimendahl: Basics of Inter-modal Trailers
Lewis	Osborne: Diesel Model Techniques	Sacco: History of the American Gas Station & Models	Larson: From the Track Back
Jefferson DE			
Field	Wesolowski: 40 Years of Modeling Tips	Schlotfeldt: Everything You Wanted to Know: Airbrush	(continued)
Soulard	Gust: Day in the Life of a Train Dispatcher	Treutelaar: Hawaiian Railroads	Huddleston: Foreground Quality Trees
Laclede	Bragdon: Fast and Easy Weathering	Miller: Tuning Athearn Systems	Patterson: Modeling Techniques
Jefferson A		(2:00pm) Lure of the Asian Gardens	
Layout Tours	Colorado Eagle #42103 12:30pm		
	Morning Star #42111 12:30pm		
	Zephyr Rocket #42119 12:45pm		
	Hoover Photo #42145 tba		
	Brooman Scenery #42123 1:30pm		
Prototype Tours	Tri-City Port/Lock & Dam #42208 & #42214 1:00pm		
	Bussen Quarry #42218 1:00pm		
General Tours	Missouri Botanical Gardens #42310 1:00pm		
	City Museum & Riverboat Cruise #42311 1:00pm		
Atrium C			
Meramec	LD-SIG Self-Guided Tours and Picnic 12:30pm		
Exhibit Hall	Junior College (1:30pm-4:30pm)		
Contest Room	Judging, Open for Viewing (9am-4pm)		
Auction Room	Closed for tabulation		

Wednesday, July 11, 5:00 pm

Room/Activity	5:00 pm	6:30 pm	8:00 pm
Clark		Katzer: Computer Interface Design	Kreimendahl: Intermodal Terminals/Ramps
Lewis		Ames: Selecting a DCC System that Fits Your Needs	Sacco: History of the American Gas Station & Models
Jefferson DE		Lee: LaserKit's Annual Make and Take	(continued)
Field		Osborne: Diesel Model Techniques	Ames & Lenz: Digital Plus by Lenz Users' Group
Soulard	Huddleson Trees (continued)		Kohlberg: ICG Steel Cabooses
Laclede		Osborn: What's in the Toolbox?	Wangrow: What's New at System One
Jefferson A			
Layout Tours	City of St. Louis #43112 6:00pm	Hoover Photo #43122 6:30pm	
	Colorado Eagle #43105 6:00pm		
	Zephyr Rocket #43119 6:00pm		
	Ozark Zephyr #43120 6:00pm		
Prototype Tours			
General Tours		Mississippi Riverboat Dinner #43321 6:30pm	
Atrium C			
Meramec			
Exhibit Hall			
Contest Room	Closed for Photos (5pm-8pm)		
Auction Room	Silent Auction Pickup (6pm-11pm)		

Thursday, July 12

Room/Activity	7:00 am	8:30 am	10:00 am
Clark		Carstens: St. Louis Union Station As It Was	Grosser: Scratchbuilding Techniques
Lewis		Hales: Cities and Villages the DPM Way	Buellsbach: N Scale Carolina Central Layout
Jefferson DE		Strang: Workin' on the Railroad	Chubb: Update on Sunset Valley Oregon System
Field		Geersten: Microsoft Train Simulator Routes	Geersten: Microsoft Train Simulator Activity
Soulard		Kolm: Making Turnouts Elect. Reliable	Treutelaar: Hawaiian Railroads
Laclede		Mayer: Justifying a Freelance Design	Lenz: Traveling by Rail
Jefferson A		(9:00am) Zoo Preview	(10:00am) Pop Impressionists Europe & USA
Layout Tours	Evansville Express #54125 7:00am		
	Blue Bird #51110 7:00am		
	Green Diamond #51117 7:30am		
	Morning Star #51111 7:45am		
Prototype Tours		Museum of Transportation #51204 8:30am	
		Brown/All Track Equipment #51210 8:30am	
		National Steel #51217 8:30am	
		Union Pacific Customer Center #51260 9:00am	
		Terminal Railroad Association Yards #51290 9:00am	
General Tours		Caves & Cellars, Meramec Cavern #54313 9:00am	
		Our Lady of the Snows #54315 9:00am	Mounds to Mansions #54313 11:00am
Atrium C			
Meramec			
Contest Room		Awards Presentation (9am)	
Auction Room	Silent Auction Settlement (7am-2pm)		
Convention Center / Dome		DCC Working Group Meeting 8:30am	

Thursday, July 12, 12:30 pm

Room/Activity	12:30 pm	2:00 pm	3:30 pm
Clark	Grosser: Scratchbuilding Techniques	Farner: Computers and Operations	Albers: Signal Systems in Model Railroad
Lewis	Chubb: Interfacing a Computer to Your Model RR	Swanson: Scratchbuilding and Finishing	Chubb: Achieving Prototypical Operations
Jefferson DE	Strang: Workin' on the Railroad	Darnaby: How I Built the Maumee	Strang: Workin' on the Railroad
Field	Hitchcock: Special Project	Maladecki: Realistic Carved Foam Scenery	Maladecki: Realistic Carved Foam Scenery
Soulard	Hile: Modeling Rock Island 1952 Freight Car Fleet		Kohlberg: ICG Steel Cabooses
Laclede	Bragdon: Fast and Easy Weathering	Miller: Art Techniques to Enhance Realism	Mayer: Justifying a Freelance Design
Jefferson A	(11:00am) Spoon Angels	(2:00pm) Dulcimer on the Rails	
Layout Tours	Blue Bird #52110 1:00pm		
	Gray Backdrops #52124 1:00pm		
	Katy Flyer #52105 1:15pm		
Prototype Tours	MetroLink Shops #52201 12:30pm		
	Micro Engineering #52216 1:00pm		
	Terminal Railroad Association Yards #52290 1:00pm		
General Tours			
Atrium C		LD-SIG Business Meeting 2:00pm	
Meramec			
Contest Room	Viewing of Winning Entries (10am-4pm)		
Auction Room	Silent Auction Settlement (7am-2pm)		Closed
Convention Center / Dome			

Thursday, July 12, 5:00 pm

Room/Activity	5:00 pm	6:30 pm	8:00 pm
Clark		Wilson: Signs of the Times	Ireland: Digitrax User Forum
Lewis		Wesolowski: 40 Years of Modeling Tips	Wesolowski: Lincoln Train Urethane Casting
Jefferson DE		Chubb: Interfacing a Computer to Your Model RR	Chubb: Signaling Your Model Railroad
Field		Geersten: Microsoft Train Simulator Routes	Geersten: Microsoft Train Simulator Activity
Soulard		Kannry: Proper Lubrication of Train Equipment	Lindblade: The Flying Yankee
Laclede		Ames: DCC Roundtable	Farner: Computers and Operations
Jefferson A			
Layout Tours	Ann Rutledge #53115 6:00pm		
	Lone Star #53108 6:00pm		
	Ozark Zephyr #53120 6:15pm		
	Texas Special #53104 6:15pm		
Prototype Tours			
General Tours		Murder & Mystery at the Bevo Mill #53322 6:30pm	
Atrium C			
Meramec			
Contest Room	Closed		
Auction Room	Live Auction Viewing (5pm-7pm), Live Auction (7pm-finish)		
Convention Center / Dome			

Friday, July 13

Room/Activity	7:00 am	8:30 am	10:00 am
Clark		Selzer: Jigstones, the Kit that Doesn't Quit	Sperandeo: Handlaying a Turnout
Lewis		Larson: From the Track Back	Hundman: Styrene Tips and Techniques
Jefferson DE		Koester: Raising a Fallen Flag: The NKP's Third Sub	Nichols: Detailing Passenger Car Interiors
Field		Hile: Modeling the Rock Island 1952 Freight Car Fleet	Gough: Scratchbuilding 102: Planning
Soulard		Kannry: Proper Lubrication of Train Equipment	Feeney: Modeling the Chicago & Eastern Illinois
Laclede		Providenza: Vintage Dating F-Units	Swanson: Scratchbuilding and Finishing
Jefferson A		(9:00am) Garden Photography	
Missouri			(11:30am) Science Center Earth Balloon
Layout Tours	Green Diamond #61117 8:00am		
Prototype Tours	St. Louis Railfan #61435 8:00am		
	Union Pacific DeSoto Car Shops #61245 8:00am		
General Tours		Critters & Flitters: Butterflies & Zoo #64317 9:00am	
		Historic St. Charles #64316 9:00am	
		Ste. Genevieve & Kimmswick #64318 9:00am	
Atrium C		Walther's Market Research Focus Groups 8:30am	
Meramec			RPM Display Closes (noon)
Contest Room	Pickup (8am-11am)		
Auction Room	Live Auction Settlement (7am-10am)		
Convention Center Rm 143			
TWA Dome	Train Show (10am-2pm advance admission)		

Friday, July 13, 12:30 pm

Room/Activity	12:30 pm	2:00 pm	3:30 pm
Clark			
Lewis			
Jefferson DE			
Field			
Soulard			
Laclede			
Jefferson A	(1:30pm) Dulcimer on the Rails		
Missouri	(1:00pm) Science Center Earth Balloon	(2:15pm) Science Center Earth Balloon	
Layout Tours			
Prototype Tours	Alton & Southern Yards #62280 1:00pm		
General Tours			
Atrium C			
Meramec			
Contest Room	Closed		
Auction Room	Closed		
Convention Center Rm 143	NMRA General Meeting (1pm)		
TWA Dome	Train Show (10am-7pm)		

Friday, July 13, 5:00 pm

Room/Activity	5:00 pm	6:30 pm	8:00 pm
Clark			Frankrone: Open Loads
Lewis			Logothetis: Using 3D Railroad, Concept & Design
Jefferson DE			Darnaby: How I Built the Maumee
Field			
Soulard			Wesner: Track Planning - Hands On Experience
Laclede			Spurlock: Digihints, Tips & Tricks
Jefferson A			
Missouri			
Layout Tours	Ozark Mountain #63121 5:00pm		
Prototype Tours			
General Tours		Mississippi Riverboat Dinner #63325 6:30pm	
		Cardinals Baseball Game #63520 7:10pm	
Atrium C			
Meramec	LD-SIG Informal Dinner tba		
Contest Room	Closed		
Auction Room	Closed		
Convention Center Rm 143			
TWA Dome	Train Show (10am-7pm)		Closed

Saturday, July 14

Room/Activity	8:30 am	10:00 am	Evening
Clark		Frankrone: Open Loads	
Lewis	Persing: Scratch-building Wood Structures	Logothetis: Using 3D Railroad, Design & Concept	
Jefferson DE	Koester: Raising a Fallen Flag - The NKP's Third Sub	Nichols: Detailing Passenger Car Interiors	
Field	Morris: What's Growing in the Garden		
Soulard		Selzer: Jigstones, the Kit that Doesn't Quit	
Laclede	Spurlock: Reverse Control	Sperandeo: Handlaying a Turnout	
Jefferson A			
Prototype Tours	Manufacturers Railway #71240 8:15am		
General Tours			NMRA Banquet at Union Station 6:00pm
TWA Dome	Train Show (10am-6pm)		Closed

Sunday, July 15

Room/Activity	Daytime
TWA Dome	Train Show (10am-5pm)

The Private Car Ltd.

2001 Catalog - Largest Ever!

80 pages - China - Silver Paper - Crystal - Menus Hardware - Misc., Etc.

**Send \$2.00 to 3rd & A Street
Belleville, IL 62220**

Phone 618-397-0823

fax 618-233-4237

email: privateltd@aol.com



HENZE'S OBBY OUSE, Inc.

Since 1954

(314) **839-0600**

715 New Florissant Rd. S.

(St. Anthony Lane)

1½ Miles of Lindberg

or

6/10 of a Mile North of I-270

WE SPECIALIZE IN TRAINS !!!!!

Monday through Friday

10:00am – 6:00pm

Saturday 10:00am – 5:00pm

***Saturday, take MetroLink to the
Hanley Road Station***

Call Ahead and We Will Meet You There!

VISA MasterCard American Express Discover



Index

- Activities..... 18
- Age Limits 12
- Airbrushing** 53
- Antique Appraisal..... 17
- Art Museum 57
- Arts & Crafts Contests . 28
- Auction Entry Form 23
- Auctions..... 23
- Badges..... 11
- Banquet..... 17
- Benchwork**..... 53
- Bidding Procedures..... 23
- Buyers Pickup 23
- Cahokia Mounds 95
- Canadian NMRA
 - Meeting..... 21
- Canceled Tours 15
- Cardinals Baseball Game
 - 100
- Clinic
 - Abraham Lincoln's 1865
 - Funeral Train.....50
 - Achieving Prototypical
 - Operations.....33
 - Airbrush Your Freight Car
 -43
 - Amateur Carpentry,
 - Irresponsible
 - Engineering and
 - Dream Fulfillment47
 - American Gas Station ...46
 - Art Techniques to
 - Enhance Realism.....44
 - Background Trees from
 - Weeds.....49
 - Basics of Intermodal
 - Trailers.....41
 - Building an Advanced
 - Module.....45
 - Building an Imaginary
 - Wabash Subsidiary
 - Railroad36
 - Building Resin Freight
 - Cars and Structures ..44
 - Business Cars: Their
 - Operations and
 - Modeling Possibilities
 -40
 - China Steam 200135
 - Cities and Villages — The
 - DPM Way38
 - Computer Interface
 - Application Design...40
 - Computer Uses for Model
 - Railroaders41
 - Contest Judging.....39
 - Creating Geodesic Foam
 - Scenery.....32
 - Day in the Life of a Train
 - Dispatcher.....38
 - DCC Roundtable.....31
 - DCC: The Wave of the
 - Future.....40
 - Detailing Passenger Car
 - Interiors.....45
 - Diesel Locomotive Model
 - and Weathering
 - Techniques.....45
 - Digi Hints, Tips and
 - Tricks.....48
 - Digital Plus by Lenz
 - Users' Forum.....43
 - Digitrax User Forum40
 - Double Wall Structure
 - Construction.....40
 - Everything You Ever
 - Wanted to Know about
 - Your Airbrush.....47
 - Fast and Easy Weathering
 -32
 - Foam SubTerrain — the
 - Woodland Scenics Way
 -38
 - Foreground Quality Trees
 -40
 - Forty Years of Modeling
 - Tips and Ideas50
 - Freight Train Operation
 - Handbooks35
 - From the Track Back.....42
 - Going to Work on the
 - Wabash.....49
 - Handlaying a Turnout ..48
 - Hawaiian Railroads.....48
 - How Computer Switchlist
 - Will Enhance Your
 - Operating Sessions ...36
 - How I Built the Maumee
 -35
 - Illinois Central Gulf Steel
 - Cabooses.....41
 - Interfacing a Computer to
 - Your Model Railroad34
 - Intermodal Terminals and
 - Ramps: Prototypes
 - and Modeling.....42
 - JigStones, the Kit that
 - Doesn't Quit47
 - Justifying a Freelance
 - Railroad Design44
 - Kitbashing the Walthers
 - Car Float45
 - LaserKit's Annual Make
 - & Take Session43
 - Look at the Illinois
 - Central through Its
 - Annual Reports: 1945-
 - 1962.....36

Look What's Growing in the Garden.....	44	Sky's the Limit	39
Love the FRA	42	Special Project.....	39
Making Turnouts Electrically Reliable..	41	St. Louis Union Station As It Was	33
Meet the NMRA President	46	Styrene Tips and Techniques	40
Microsoft Train Simulator Activity Creation.....	37	Sunset Valley Oregon System.....	34
Route Building.....	37	Terrain and Landscaping — the Woodland Scenics Way.....	38
Model Railroading Techniques	46	The Flying Yankee.....	44
Modeling Agriculture...	42	Tips and Tricks for Scratchbuilding and Kitbashing	35
Modeling the Chicago and Eastern Illinois Railroad	36	Track Planning: A Hands-On Experience	49
N Scale Carolina Central	33	Traveling by Rail	43
Nano-Animation for Under \$10.....	35	Tuning Athearn and Similar Systems.....	44
Next Evolution for NMRA DCC	31	Upgrading and Repairing Athearn Locomotives	49
NMRA Achievement Program.....	39	Using 3D Railroad, Concept & Design.....	44
Open Loads.....	36, 50	Vintage Dated F Units ..	46
Operation Basics.....	38	Weathering with Chalk	45
Proper Lubrication of Train Equipment	40	What's in the Tool Box?	45
Raising a Fallen Flag — the NKP's St. Louis Line	41	What's New at <i>System One</i>	49
Realistic Carved Foam Scenery	44	Workin' On the Railroad	48
Really Big Dreams in an Unlikely Space	47	Company Store.....	15
Researching Your Models	32	Computers	53
Reverse Control.....	48	Contest Rules.....	29
Rock Island Freight Car Fleet, Circa 1952.....	39	Contests.....	25
RTV Mold Making and Resin Casting for the Modelmaker.....	33	Convention Badges.....	11
Scenic Detailing.....	48	Convention Cars	15
Scratch Building 101: The Very Basics	37	Convention Committee..	8
Scratch Building 102: Planning with Photos	37	Convention Staff	11
Scratchbuilding and Finishing Techniques	48	Convention Tote Bags ..	15
Scratchbuilding Techniques and Materials.....	37	Convention Volunteers	11
Scratchbuilding Wood Structures	46	Daily Updates.....	13
Selecting a DCC System that Best Fits Your Needs	32	DCC	53
Signal Systems in Model Railroading	31	DCC Working Group Meeting	21
Signaling Your Model Railroad	34	Door Prizes	16
Signs of the Times	50	Dress Code Requirements	90
		Electronics	54
		Facilities.....	11
		Family Clinics.....	57
		Family Tours.....	95
		Floor Plan.....	126
		Food service.....	11
		Forest Park	96, 97
		Freight Equipment	54
		Frisco 1522.....	91
		General Information	11

General Tour Information	13	John "Helix" Hardy.....	62, 70
General Tours.....	95	John C. Kalin	63, 64, 73
Golf Tournament	20	John Leahy	75, 91
Handicap Access	14	John Welther	63, 87
Industrial Tours	89	John Winter	61, 88
Information Area	12	Ken Hartley	61, 71
Inter-hotel shuttle service	12	Ken Thompson.....	63, 85
John Armstrong		Kenneth Kroschwitz.....	61, 74
Trackplan	77	Kevin Hampton	61, 63, 70
Junior College Program	19	Kirkwood Railroad Association	62, 74
Layout		Lawrence Sayre.....	63, 82
Betty Walker.....	63, 86	Len Applebaum	62, 65
Big Bend Railroad Club.....	61, 66	Les Walker	61, 86
Bill Beilstein.....	61, 66	Mark Soughers.....	63, 84
Bill Wehmeier	62, 87	Mary Jo Walker.....	86
Bob Buschart	62, 68	McDonnell Douglas Model Railroad Club	77
Bob Johnson	62, 72	Metro East Model Railroad Club	61, 77
Bob Lenz	61, 64, 75	Midwest Valley Modelers	78
Bob O'Neill.....	62, 79	Mike Peters	61, 79
Boeing Model Railroad Club.....	77	Mike Swederska.....	62, 84
Brad Joseph, MMR	61, 72	New Switzerland Club.....	76
Carl Winkler.....	62, 64, 88	Noel Baker	62, 64, 65
Chuck Graham.....	62, 69	Pat Mullins	63, 79
Cliff Saxton.....	61, 82	Pete Smith.....	62, 63, 84
Craig Brown.....	62, 68	Quincy Society of Model Engineers	79
Curt Regensberger.....	63, 64, 80	Ralph Boyd	61, 67
Dave Bartz.....	63, 66	Ralph Miller.....	61, 78
Dave Lyon	63, 76	Randolph Meyer	62, 64, 77
Dave Reed	63, 80	Ray Boismenu	63, 64, 67
Dave Roeder.....	62, 81	Ray Magoffin.....	63, 76
Dave Stortzum	63, 84	Ric Golding.....	61, 69
David Lotz.....	63, 76	Rich Jennings.....	63, 72
Dee Joseph.....	62, 73	Richard Lake	62, 74
Don Reineri	62, 80	Richard Schumacher.....	62, 83
Don Take	61, 84	Rick Rideout.....	64, 81
Don Taschner	63, 85	Ron Schlueter	64, 83
Eric Brooman	62, 64, 67	Saint Charles Model Railroad Club	81
Gary Hoover	61, 63, 64, 71	Scott Bimson.....	61, 66
Gateway Division.....	68	Sheila Heizer	62, 71
Genevieve Liston.....	64, 75	St. Louis HO Gaugers.....	62, 82
Glenn Mueller.....	61, 78	St. Louis Lionel Club.....	62, 82
Greg Gray	62, 64, 70	Suzi Mestres	62, 83
Hank Kraichely.....	63, 74	Ted Williams	61, 87
Harold Dill	68, 91	Ty Treutelaar	61, 63, 64, 85
Harvey Walker.....	63, 86	Ulrich Wagner.....	62, 86
Herb Gilden.....	62, 69	Venita Lake.....	62, 74
Herb Koenig.....	64, 73	Wabash, Frisco & Pacific Railroad.....	86, 93
Jack Templeton	63, 85	Layout Design	54
James Liston.....	64, 75	Layout Design SIG.....	20
Jim Agnew.....	63, 64	Layout Photography.....	60
Jim Anderson.....	63, 65	Layout Tour	
Jim Bengert.....	64, 66		
Jim Heizer.....	62, 71		

Ann Rutledge....	62, 68, 74, 79, 81, 84	Model Contest Categories	25
Banner Blue..	61, 66, 70, 71, 79	Model Contest Judging	26
Blue Bird..	63, 70, 71, 76, 85	Model Railroad	
Blue Bonnet..	62, 65, 67, 69, 72, 87	Aina Nani Railway .	61, 63, 64, 85
Cannonball....	62, 73, 75, 83	Ajuga Flats	63, 64
City of St. Louis	62, 68, 69, 77, 80	Alton and Southern.	61, 66
Colorado Eagle .	62, 71, 73, 84, 88	B&H RR	63, 86
Daylight Special	62, 65, 70, 83	Baker Creek & Sun Valley	63, 85
Evansville Express .	64, 66, 81	Baltimore & Ohio.....	61, 71
Green Diamond	63, 73, 76, 84	Brittany Short Line .	63, 64, 67
Katy Flyer	63, 64, 67, 80, 84	Buffalo, Pittsburgh & St. Louis	63, 85
Lone Star .	64, 65, 67, 75, 83	Burlington & Missouri River.....	63, 76
Mark Twain Zephyr	61, 66, 78, 82, 86, 87	Burlington Route, Kraichely	63, 74
Missouri River Eagle....	61, 69, 72, 78, 88	Burlington Route, Stortzum	63, 84
Model Railroad Photography	64, 71	Canyon & Rocky Mountain.....	62, 64, 77
Morning Star	63, 66, 72, 86, 87	Chesapeake & Lake Erie	79
Ozark Mountain Ridgerunner .	64, 73, 75, 77, 85	Chesterfield & Eldon....	62, 80
Ozark Zephyr	63, 65, 82, 85	Cochran Valley	61, 82
Painting Realistic Backdrops.....	64, 70	Colorado & Western	61, 64, 75
Realistic Scenery.....	64, 67	Connecticut Yankee	63, 79
Spirit of St. Louis	61, 66, 71, 75, 85	Copperplate	62, 68
Sunshine Special	61, 67, 74, 77, 84	Cordite and Flatriver ...	64, 73
Texas Special.	64, 67, 80, 88	CSX Cumberland Division	61, 63, 70
Twentieth Century Limited	62, 74, 82, 86	Cumbres & Toltec....	62, 69
Zephyr Rocket ..	63, 74, 76, 79, 80, 85	Downe & Audt Line	63, 76
Layout Tour Etiquette..	60	East Broad Top.....	61, 86
Layout Tours	60	El Dorado & El Reno	62, 74
List of Advertisers	124	Eureka and Western	63, 65
Live Steam	86	Gateway Central 9.....	68
Locomotive Performance Contest.....	28	Gottardt-Simplon-Bahn	62, 86
Locomotives	54	Great Northern, Hardy	62, 70
Lost and Found	13	Harriman-Hill Lines	62, 73
Luncheon	17	Hi-Sioux Southern....	62, 69
Master Schedule.....	101	JDS&E	61, 88
Message Board	13	K-10 Model Trains...	61, 74
MetroLink.....	12, 17, 92	Kaskaskia Valley	61, 69
Mid-Continent Region Board Meeting	21	Katy	62, 87
Miscellaneous Clinics .	55	KCS	62, 87
Missouri Botanical Garden.....	58, 59, 97	Litchfield & Madison ...	61, 77
		Loon Lake Railway & Navigation Co....	62, 63, 84
		Louisville & Nashville .	64, 81
		Megan's Ferry	63, 72

Midwest & Northern Rail System.....	61, 78
Mississippi Valley Traction Co.....	61, 78
Missouri Central Lines.....	62, 82
Missouri, Kansas & Quincy.....	61, 63, 64, 71
New Mexico Western.....	62, 65
New York Central.....	62, 79
Ozark & Springfield.....	61, 66
Pennsylvania, O'Neill ..	62, 79
Pennsylvania, Winter....	61, 88
Pheasant Run Railway Co.	63, 87
Pseudo SOO	62, 72
R&N Railroad	61, 67
Railroad Express.....	64, 66
Rio Grande Southern ...	62, 68
Rock Island.....	62, 74
San Jose Southern	64, 83
San Juan Southern ..	63, 64, 73
San Miguel Southern....	62, 64, 70
Santa Fe – Western Division, Dill	68, 91
Santa Fe La Junta Sub....	62, 64, 65
Santa Fe, Bartz.....	63, 66
Southern Pacific	63, 80
St. Jacques Northern.....	62, 70
St. Louis & Rolla	63, 82
St. Louis Southern ...	62, 83
Streator Connection.....	63, 64, 80
Sunshine Railroad ...	63, 82
Tweetsie (ET&WNC) ...	61, 86
Union Pacific	61, 62, 71, 72
Utah Belt.....	62, 64, 67
Wabash Tenth District, Williams.....	61, 87
Wabash, Frisco & Pacific	86, 93
Wabash, Wehmeier ..	62, 87
Webster Groves & Fenton	62, 81
Wyoming RailLink ..	61, 79
Module Contest	27
Murder Mystery Dinner	90, 95, 99
Museum of Transportation.....	91
National Train Show® ..	18
NMRA Annual Business Meeting.....	21
NMRA Conventions	9
NMRA Officers	9
Non-Rail Clinics.....	57
One-Day Registrations ..	12
Operations	55
Operations SIG	20
Orientation.....	1
Pacific Railroad	1
Painting	53
Pass Contest.....	28
Passenger Equipment ..	55
Photo Contests.....	27
Photography	60
Photography Policy ..	60, 90
Popular Vote Contests..	27
Progressive Dine-Around	97
Prototype Modeling	55
Prototype Tour Dress Code	90
Prototype Tour Etiquette	90
Prototype Tours	89
Rail Clinics	31
Rail Clinics by Subject ..	53
Rail Clinics by Title.....	50
Railroad	
Alton & Southern.....	92
CSX.....	64
Manufacturers Railway.....	94
St. Louis Iron Mountain and Southern.....	90
Terminal Railroad Association	94
Union Pacific	93, 94
Railroad History	56
Railroad Prototype Modelers.....	20
Railroad Stations	92
Registration Desk.....	12
Release Form	90
Riverboat Cruise	95, 98
Riverboat Dinner Cruise	98
Scenery	56
Schedule Changes	13
Science Center	57, 59
Sellers Settlement.....	24
Shuttle Service	12
Signaling and Detection	54
Smoking Policy.....	11
Special Interest Groups.....	17, 19
Special Meetings	21
St. Louis Weather	13
Structures	56
Switching Contest	28

Tools and Techniques	56	Unclaimed Auction Items	24
Tour Access	14	Walther's Special Consumer Survey	21
Tour Desk	13	Weathering	53
Tour Duration	14	Web Site.....	124
Tour Payments.....	14	Wrap and Ship Services	15
Tour Refund Policy	14	Zoo	57, 97, 99
Tour Restrictions.....	14		
Tour Tickets.....	14		
Trackwork	53		

Information in this Timetable is also available on our web site, www.gatewaynmra.org – please visit us on the web after the convention.

Index of Advertisers

Model Railroader	inside front cover
NMRA 2002 Convention	10
NMRA 2003 Convention	21
Mark Twain Hobby Center	22
Hobbytown USA	29
Red Board Hobbies	30
Tinker Town	89
Hobby Station	94
Schaefer's Hobby Shop	100
The Private Car, Ltd.	117
Henze's Hobby House, Inc.	118
One Stop Hobby Shop	125
Mark Twain Hobby Center	inside back cover
Micro-Trains Line	back cover

This Timetable was composed in Microsoft® Word 2000 and individual copies were printed on a Xerox® Docutech® printer. The Gateway Division NMRA thanks Microsoft Corporation for their donation of Microsoft® Office 2000 Professional software used by the Convention Committee and Division Officers.

[illegible]

N

TO I-70 ↑

JUNGERMANN ROAD

**ONE STOP
HOBBY SHOP**
TUE-FRI 11-7
SAT 11-5

FRANCIS HOWELL
SCHOOLS COMPLEX

CENTRAL SCHOOL ROAD

HWY 94 SOUTH

WALGREENS

NEW ROAD

**ONE STOP
HOBBY SHOP**
1885 KISKADEE
SUITE B

MIDWAY FALL DRIVE (HWY 15)

TO COTTLEVILLE,
O'FALLON

TO US 40/61

HWY 94

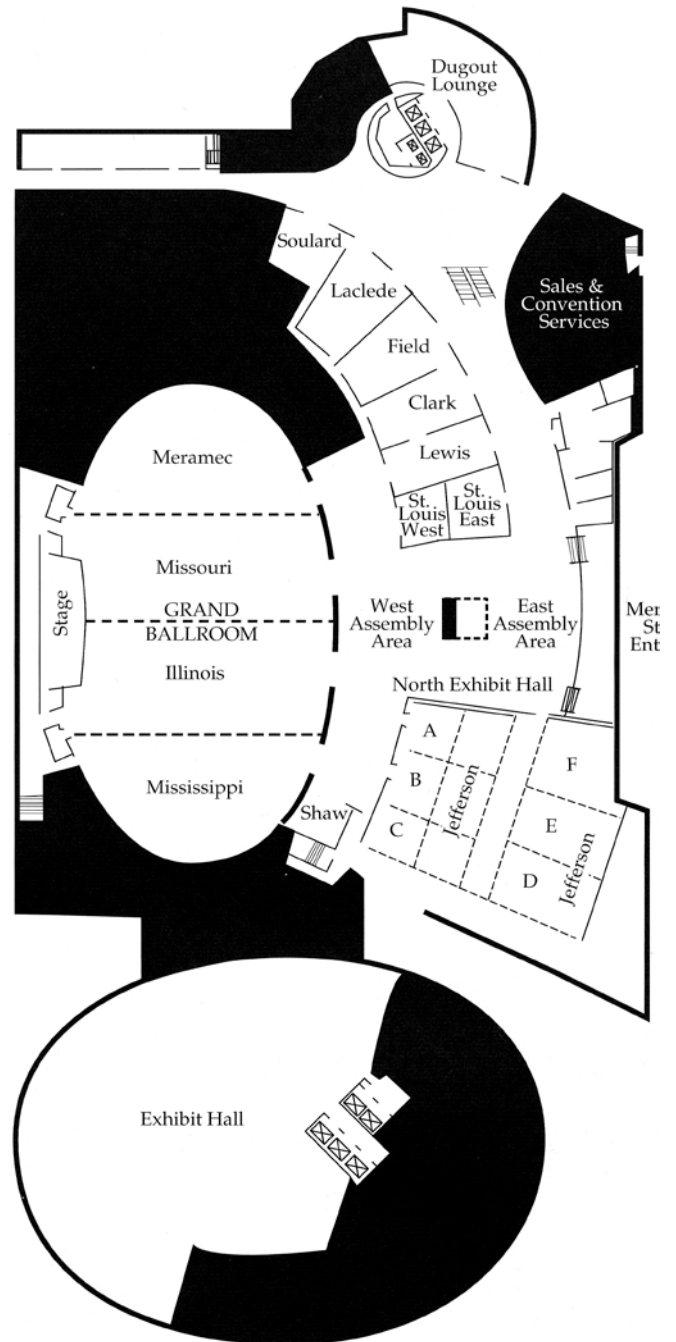
FIRST
BANK

DIT

DIT
CHEAP

HO, N and O Scales. See us at booth #744
636-447-9925 1-800-304-0653

Millennium Hotel Convention Area Floor Plan



Auctions	Mississippi & Illinois Rooms
Company Store	Jefferson B & C
Contests	Missouri Room
Junior College Program	South Exhibit Hall
Registration Desk	Central Assembly Area
SIGs	Meramec Room